



US009543532B2

**(12) United States Patent
Kwong****(10) Patent No.: US 9,543,532 B2
(45) Date of Patent: *Jan. 10, 2017**

- (54) **ORGANIC ELECTROLUMINESCENT MATERIALS AND DEVICES**
- (71) Applicant: **Universal Display Corporation**,
Ewing, NJ (US)
- (72) Inventor: **Raymond C. Kwong**, Plainsboro, NJ
(US)
- (73) Assignee: **UNIVERSAL DISPLAY CORPORATION**, Ewing, NJ (US)
- (*) Notice: Subject to any disclaimer, the term of this patent is extended or adjusted under 35 U.S.C. 154(b) by 546 days.

This patent is subject to a terminal disclaimer.
- (21) Appl. No.: **14/139,211**
- (22) Filed: **Dec. 23, 2013**
- (65) **Prior Publication Data**
US 2014/0110698 A1 Apr. 24, 2014
- Related U.S. Application Data**
- (62) Division of application No. 12/901,871, filed on Oct. 11, 2010, now Pat. No. 8,673,458.
- (60) Provisional application No. 61/397,516, filed on Jun. 11, 2010.
- (51) **Int. Cl.**
H01L 51/00 (2006.01)
C09K 11/06 (2006.01)
H05B 33/14 (2006.01)
C07F 15/00 (2006.01)
C07F 1/08 (2006.01)
C07F 9/50 (2006.01)
- (52) **U.S. Cl.**
CPC **H01L 51/0087** (2013.01); **C07F 1/08** (2013.01); **C07F 9/5027** (2013.01); **C07F 15/0086** (2013.01); **C07F 15/0093** (2013.01); **C09K 11/06** (2013.01); **H05B 33/14** (2013.01); **C09K 2211/104** (2013.01); **C09K 2211/1011** (2013.01); **C09K 2211/1029** (2013.01); **C09K 2211/1044** (2013.01); **C09K 2211/185** (2013.01)
- (58) **Field of Classification Search**
CPC C09K 11/06; H05B 33/14; C07F 15/0086
USPC 257/40; 546/4; 548/103; 428/690
See application file for complete search history.

(56) References Cited

U.S. PATENT DOCUMENTS

3,019,227 A 1/1962 Erner
4,769,292 A 9/1988 Tang et al.
5,061,569 A 10/1991 VanSlyke et al.
5,247,190 A 9/1993 Friend et al.
5,703,436 A 12/1997 Forrest et al.
5,707,745 A 1/1998 Forrest et al.
5,834,893 A 11/1998 Bulovic et al.

5,844,363 A 12/1998 Gu et al.
6,013,982 A 1/2000 Thompson et al.
6,087,196 A 7/2000 Sturm et al.
6,091,195 A 7/2000 Forrest et al.
6,097,147 A 8/2000 Baldo et al.
6,294,398 B1 9/2001 Kim et al.
6,303,238 B1 10/2001 Thompson et al.
6,337,102 B1 1/2002 Forrest et al.
6,468,819 B1 10/2002 Kim et al.
6,515,298 B2 2/2003 Forrest et al.
6,528,187 B1 3/2003 Okada
6,687,266 B1 2/2004 Ma et al.
6,835,469 B2 12/2004 Kwong et al.
6,921,915 B2 7/2005 Takiguchi et al.
7,087,321 B2 8/2006 Kwong et al.
7,090,928 B2 8/2006 Thompson et al.
7,154,114 B2 12/2006 Brooks et al.
7,250,226 B2 7/2007 Tokito et al.
7,279,704 B2 10/2007 Walters et al.
7,332,232 B2 2/2008 Ma et al.
7,338,722 B2 3/2008 Thompson et al.
7,393,599 B2 7/2008 Thompson et al.
7,396,598 B2 7/2008 Takeuchi et al.
7,431,968 B1 10/2008 Shtein et al.
7,445,855 B2 11/2008 Mackenzie et al.
7,534,505 B2 5/2009 Lin et al.
2001/0019782 A1 9/2001 Igarashi et al.
2002/0034656 A1 3/2002 Thompson et al.
2002/0134984 A1 9/2002 Igarashi
2002/0158242 A1 10/2002 Son et al.
2003/0138657 A1 7/2003 Li et al.
2003/0152802 A1 8/2003 Tsuboyama et al.
2003/0162053 A1 8/2003 Marks et al.
2003/0175553 A1 9/2003 Thompson et al.
2003/0230980 A1 12/2003 Forrest et al.

(Continued)

FOREIGN PATENT DOCUMENTS

EP 0650955 5/1995
EP 1049117 11/2000

(Continued)

OTHER PUBLICATIONS

Registry (STN) [online], Nov. 16, 1984 (searched date: Jan. 19, 2015), CAS registered No. 82794-65-8.
Registry (STN) [online], Nov. 16, 1984 (searched date: Jan. 19, 2015), CAS registered No. 82794-66-9.
Registry (STN) [online], Nov. 16, 1984 (searched date: Jan. 19, 2015), CAS registered No. 82794-67-0.
Japanese Patent Office, (Examiner-Takahashi, Naoko), Notice of Reasons for Rejection and English Version of Japanese Office Action regarding corresponding Japanese Application No. JP2013-514395 issued Jan. 19, 2015, pp. 1-7.

(Continued)

Primary Examiner — Doris Lee

(74) Attorney, Agent, or Firm — Duane Morris LLP

(57) ABSTRACT

Novel organic compounds comprising a substituted anthracene or acridine ligand are provided. In particular, the compound includes an anthracene ligand substituted at the 9 and 10 positions. The compound may be used in organic light emitting devices to provide devices having improved efficiency and lifetime. In particular, these compounds may be especially beneficial for use in blue-emitting OLEDs.

41 Claims, 3 Drawing Sheets

(56)

References Cited

U.S. PATENT DOCUMENTS

2004/0036077	A1	2/2004	Ise
2004/0137267	A1	7/2004	Igarashi et al.
2004/0137268	A1	7/2004	Igarashi et al.
2004/0174116	A1	9/2004	Lu et al.
2005/0025993	A1	2/2005	Thompson et al.
2005/0112407	A1	5/2005	Ogasawara et al.
2005/0238919	A1	10/2005	Ogasawara
2005/0244673	A1	11/2005	Satoh et al.
2005/0260441	A1	11/2005	Thompson et al.
2005/0260449	A1	11/2005	Walters et al.
2006/0008670	A1	1/2006	Lin et al.
2006/0073359	A1	4/2006	Ise et al.
2006/0094875	A1	5/2006	Itoh et al.
2006/0202194	A1	9/2006	Jeong et al.
2006/0240279	A1	10/2006	Adamovich et al.
2006/0251923	A1	11/2006	Lin et al.
2006/0263635	A1	11/2006	Ise
2006/0280965	A1	12/2006	Kwong et al.
2007/0190359	A1	8/2007	Knowles et al.
2007/0278938	A1	12/2007	Yabunouchi et al.
2007/0278939	A1	12/2007	Tsuboyama et al.
2008/0015355	A1	1/2008	Schafer et al.
2008/0018221	A1	1/2008	Egen et al.
2008/0106190	A1	5/2008	Yabunouchi et al.
2008/0124572	A1	5/2008	Mizuki et al.
2008/0220265	A1	9/2008	Xia et al.
2008/0297033	A1	12/2008	Knowles et al.
2009/0008605	A1	1/2009	Kawamura et al.
2009/0009065	A1	1/2009	Nishimura et al.
2009/0017330	A1	1/2009	Iwakuma et al.
2009/0030202	A1	1/2009	Iwakuma et al.
2009/0039776	A1	2/2009	Yamada et al.
2009/0045730	A1	2/2009	Nishimura et al.
2009/0045731	A1	2/2009	Nishimura et al.
2009/0101870	A1	4/2009	Prakash et al.
2009/0108737	A1	4/2009	Kwong et al.
2009/0115316	A1	5/2009	Zheng et al.
2009/0153034	A1	6/2009	Lin et al.
2009/0165846	A1	7/2009	Johannes et al.
2009/0167162	A1	7/2009	Lin et al.
2009/0179554	A1	7/2009	Kuma et al.

FOREIGN PATENT DOCUMENTS

EP	1725079	11/2006
EP	2034538	3/2009
JP	200511610	1/2005
JP	2005298483	10/2005
JP	2006282965	10/2006
JP	2007123392	5/2007
JP	2007254297	10/2007
JP	2008074939	4/2008
WO	0139234	5/2001
WO	2010039234	5/2001
WO	0202714	1/2002
WO	0215645	2/2002
WO	03040257	5/2003
WO	03060956	7/2003
WO	2004093207	10/2004
WO	2004107822	12/2004
WO	2005014551	2/2005
WO	2005019373	3/2005
WO	2005030900	4/2005
WO	2005089025	9/2005
WO	2008/145976	12/2005
WO	2005123873	12/2005
WO	2006009024	1/2006
WO	2006056418	6/2006
WO	2006072002	7/2006
WO	2006082742	8/2006
WO	2006098120	9/2006
WO	2006100298	9/2006
WO	2006103874	10/2006
WO	2006114966	11/2006
WO	2006132173	12/2006

WO	2007002683	1/2007
WO	2007004380	1/2007
WO	2007063754	6/2007
WO	2007063796	6/2007
WO	2008056746	5/2008
WO	2008101842	8/2008
WO	2008132085	11/2008
WO	2009000673	12/2008
WO	WO 2008/145976	* 12/2008
WO	2009003898	1/2009
WO	20090008311	1/2009
WO	2009018009	2/2009
WO	2009050290	4/2009
WO	2009021126	5/2009
WO	2009062578	5/2009
WO	2009063833	5/2009
WO	2009066778	5/2009
WO	2009066779	5/2009
WO	2009086028	7/2009
WO	2009100991	8/2009
WO	2009/111299	9/2009
WO	2010/013239	2/2010
WO	WO 2010/013239	* 4/2010

OTHER PUBLICATIONS

Jose Ruiz et al: "New Palladium(II) and 1-5, Platinum(II) Complexes with 7-16, 9-Aminoacridine: Structures, Luminiscence, 20-25, Theoretical Calculations, and Antitumor 27-36, Activity", 38-41, *Inorganic Chemistry*, vol. 47, No. 15, Aug. 1, 2008, pp. 6990-7001.

Lmonso Scolaro: "Geometrical configuration of monomethyl-platinum(II) complexes driven by the size of entering nitrogen ligands", *Inorganica Chimica Acta*, vol. 330, No. 1, 13 Mar. 2002, pp. 189-196.

Nguyen et al., "Gold(I) and Platinum(II) Tetracenes and Tetracyenyldiacetylides: Structural and Fluorescence Color Changes Induced by a σ -Metalation" *Organometallics* 2010, 29, 2422-2429.

Wang et al., "Remarkable Bromination and Blue Emission of 9-Anthracenyl Pt(II) Complexes", *J. Am. Chem. Soc.* 2009, 131, 3150-3151.

Zhang et al. (*Chem. Commun.* 2008, 46, 6170).

Develay et al., *Inorganic Chemistry* 47 (23) pp. 11129-11142 (2008).

Willison et al., *Inorg. Chem.* 47 (4) pp. 1258-1260 (2008).

Brune et al., *Journal of Organometallic Chemistry*, 371 (1989) 121-127, The Netherlands.

Heng et al., "Attaching Gold and Platinum to the Rim of Pyrene: A Synthetic and Spectroscopic Study" *Organometallics* 2007, 26, 6760-6768.

Hu et al., "Photooxidation of a Platinum-Anthracene Pincer Complex: Formation and Structures of Pt(II)-Anthrone and Ketal Complexes", *Inorg. Chem.* 2009, 48, 9684-9692.

Adachi, Chihaya et al., "Organic Electroluminescent Device Having a Hole Conductor as an Emitting Layer," *Appl. Phys. Lett.*, 55(15): 1489-1491 (1989).

Adachi, Chihaya et al., "Nearly 100% Internal Phosphorescence Efficiency in an Organic Light Emitting Device," *J. Appl. Phys.*, 90(10): 5048-5051 (2001).

Adachi, Chihaya et al., "High-Efficiency Red Electrophosphorescence Devices," *Appl. Phys. Lett.*, 78(11):1622-1624 (2001).

Aonuma, Masaki et al., "Material Design of Hole Transport Materials Capable of Thick-Film Formation in Organic Light Emitting Diodes," *Appl. Phys. Lett.*, 90:183503-1-183503-3.

Baldo et al., "Highly Efficient Phosphorescence Emission from Organic Electroluminescent Devices," *Nature*, vol. 395, 151-154, (1998).

Baldo et al., "Very high-efficiency green organic light-emitting devices based on electrophosphorescence," *Appl. Phys. Lett.*, vol. 75, No. 3, 4-6 (1999).

Gao, Zhiqiang et al., "Bright-Blue Electroluminescence From a Silyl-Substituted ter-(phenylene-vinylene) derivative," *Appl. Phys. Lett.*, 74(6): 865-867 (1999).

(56)

References Cited

OTHER PUBLICATIONS

- Guo, Tzung-Fang et al., "Highly Efficient Electrophosphorescent Polymer Light-Emitting Devices," *Organic Electronics*, 115-20 (2000).
- Hamada, Yuji et al., "High Luminance in Organic Electroluminescent Devices with Bis(10-hydroxybenzo[h]quinolino) beryllium as an Emitter," *Chem. Lett.*, 905-906 (1993).
- Holmes, R.J. et al., "Blue Organic Electrophosphorescence Using Exothermic Host-Guest Energy Transfer," *Appl. Phys. Lett.*, 82(15):2422-2424 (2003).
- Hu, Nan-Xing et al., "Novel High Tg Hole-Transport Molecules Based on Indolo[3,2-b]carbazoles for Organic Light-Emitting Devices," *Synthetic Metals*, 111-112:421-424 (2000).
- Huang, Jinsong et al., "Highly Efficient Red-Emission Polymer Phosphorescent Light-Emitting Diodes Based on Two Novel Tris(1-phenylisoquinolino-C₂,N)iridium(III) Derivates," *Adv. Mater.*, 19:739-743 (2007).
- Huang, Wei-Sheng et al., "Highly Phosphorescent Bis-Cyclometalated Iridium Complexes Containing Benzoimidazole-Based Ligands," *Chem. Mater.*, 16(12):2480-2488 (2004).
- Hung, L.S. et al., "Anode Modification in Organic Light-Emitting Diodes by Low-Frequency Plasma Polymerization of CHF₃," *Appl. Phys. Lett.*, 78(5):673-675 (2001).
- Ikai, Masamichi and Tokito, Shizuo, "Highly Efficient Phosphorescence From Organic Light-Emitting Devices with an Exciton-Block Layer," *Appl. Phys. Lett.*, 79(2):156-158 (2001).
- Ikeda, Hisao et al., "P-185 Low-Drive-Voltage OLEDs with a Buffer Layer Having Molybdenum Oxide," *SID Symposium Digest*, 37:923-926 (2006).
- Inada, Hiroshi and Shirota, Yasuhiko, "1,3,5-Tris[4-(diphenylamino)phenyl]benzene and its Methylsubstituted Derivatives as a Novel Class of Amorphous Molecular Materials," *J. Mater. Chem.*, 3(3):319-320 (1993).
- Kanno, Hiroshi et al., "Highly Efficient and Stable Red Phosphorescent Organic Light-Emitting Device Using bis[2-(2-benzothiazoyl)phenolato]zinc(II) as host material," *Appl. Phys. Lett.*, 90:123509-1-123509-3 (2007).
- Kido, Junji et al., 1,2,4-Triazole Derivative as an Electron Transport Layer in Organic Electroluminescent Devices, *Jpn. J. Appl. Phys.*, 32:L917-L920 (1993).
- Kuwabara, Yoshiyuki et al., "Thermally Stable Multilayered Organic Electroluminescent Devices Using Novel Starburst Molecules, 4,4',4"-Tri(N-carbazolyl)triphenylamine (TCTA) and 4,4',4"-Tris(3-methylphenylphenyl-amino) triphenylamine (m-MTDATA), as Hole-Transport Materials," *Adv. Mater.*, 6(9):677-679 (1994).
- Kwong, Raymond C. et al., "High Operational Stability of Electrophosphorescent Devices," *Appl. Phys. Lett.*, 81(1) 162-164 (2002).
- Lamansky, Sergey et al., "Synthesis and Characterization of Phosphorescent Cyclometalated Iridium Complexes," *Inorg. Chem.*, 40(7):1704-1711 (2001).
- Lee, Chang-Lyoul et al., "Polymer Phosphorescent Light-Emitting Devices Doped with Tris(2-phenylpyridine) Iridium as a Triplet Emitter," *Appl. Phys. Lett.*, 77(15):2280-2282 (2000).
- Lo, Shih-Chun et al., "Blue Phosphorescence from Iridium(III) Complexes at Room Temperature," *Chem. Mater.*, 18 (21)5119-5129 (2006).
- Ma, Yuguang et al., "Triplet Luminescent Dinuclear-Gold(I) Complex-Based Light-Emitting Diodes with Low Turn-On voltage," *Appl. Phys. Lett.*, 74(10):1361-1363 (1999).
- Mi, Bao-Xiu et al., "Thermally Stable Hole-Transporting Material for Organic Light-Emitting Diode an Isoindole Derivative," *Chem. Mater.*, 15(16):3148-3151 (2003).
- Nishida, Jun-ichi et al., "Preparation, Characterization, and Electroluminescence Characteristics of α -Diimine-type Platinum(II) Complexes with Perfluorinated Phenyl Groups as Ligands," *Chem. Lett.*, 34(4): 592-593 (2005).
- Niu, Yu-Hua et al., "Highly Efficient Electrophosphorescent Devices with Saturated Red Emission from a Neutral Osmium Complex," *Chem. Mater.*, 17(13):3532-3536 (2005).
- Noda, Tetsuya and Shirota, Yasuhiko, "5,5'-Bis(dimesitylboryl)-2,2'-bithiophene and 5,5"-Bis (dimesitylboryl)-2,2'5,2"-terthiophene as a Novel Family of Electron-Transporting Amorphous Molecular Materials," *J. Am. Chem. Soc.*, 120 (37):9714-9715 (1998).
- Okumoto, Kenji et al., "Green Fluorescent Organic Light-Emitting Device with External Quantum Efficiency of Nearly 10%," *Appl. Phys. Lett.*, 89:063504-1-063504-3 (2006).
- Palilis, Leonidas C., "High Efficiency Molecular Organic Light-Emitting Diodes Based on Silole Derivatives and Their Exciplexes," *Organic Electronics*, 4:113-121 (2003).
- Paulose, Betty Marie Jennifer S. et al., "First Examples of Alkenyl Pyridines as Organic Ligands for Phosphorescent Iridium Complexes," *Adv. Mater.*, 16(22):2003-2007 (2004).
- Ranjan, Sudhir et al., "Realizing Green Phosphorescent Light-Emitting Materials from Rhenium(I) Pyrazolato Diimine Complexes," *Inorg. Chem.*, 42(4):1248-1255 (2003).
- Sakamoto, Youichi et al., "Synthesis, Characterization, and Electron-Transport Property of Perfluorinated Phenylene Dendrimers," *J. Am. Chem. Soc.*, 122(8):1832-1833 (2000).
- Salbeck, J. et al., "Low Molecular Organic Glasses for Blue Electroluminescence," *Synthetic Metals*, 91209-215 (1997).
- Shirota, Yasuhiko et al., "Starburst Molecules Based on p-Electron Systems as Materials for Organic Electroluminescent Devices," *Journal of Luminescence*, 72-74:985-991 (1997).
- Sotoyama, Wataru et al., "Efficient Organic Light-Emitting Diodes with Phosphorescent Platinum Complexes Containing N^CN- Coordinating Tridentate Ligand," *Appl. Phys. Lett.*, 86:153505-1-153505-3 (2005).
- Sun, Yiru and Forrest, Stephen R., "High-Efficiency White Organic Light Emitting Devices with Three Separate Phosphorescent Emission Layers," *Appl. Phys. Lett.*, 91:263503-1-263503-3 (2007).
- T. Östergård et al., "Langmuir-Blodgett Light-Emitting Diodes of Poly(3-Hexylthiophene) Electro-Optical Characteristics Related to Structure," *Synthetic Metals*, 87:171-177 (1997).
- Takizawa, Shin-ya et al., "Phosphorescent Iridium Complexes Based on 2-Phenylimidazo[1,2- α]pyridine Ligands Tuning of Emission Color toward the Blue Region and Application to Polymer Light-Emitting Devices," *Inorg. Chem.*, 46(10):4308-4319 (2007).
- Tang, C.W. and VanSlyke, S.A., "Organic Electroluminescent Diodes," *Appl. Phys. Lett.*, 51(12):913-915 (1987).
- Tung, Yung-Liang et al., "Organic Light-Emitting Diodes Based on Charge-Neutral Ru II Phosphorescent Emitters," *Adv. Mater.*, 17(8)1059-1064 (2005).
- Van Slyke, S. A. et al., "Organic Electroluminescent Devices with Improved Stability," *Appl. Phys. Lett.*, 69 (15):2160-2162 (1996).
- Wang, Y. et al., "Highly Efficient Electroluminescent Materials Based on Fluorinated Organometallic Iridium Compounds," *Appl. Phys. Lett.*, 79(4):449-451 (2001).
- Wong, Keith Man-Chung et al., A Novel Class of Phosphorescent Gold(III) Alkynyl-Based Organic Light-Emitting Devices with Tunable Colour, *Chem. Commun.*, 2906-2908 (2005).
- Wong, Wai-Yeung, "Multifunctional Iridium Complexes Based on Carbazole Modules as Highly Efficient Electrophosphors," *Angew. Chem. Int. Ed.*, 45:7800-7803 (2006).
- Ruiz, Jose, et al., "New Palladium(II) and Platinum(II) Complexes with 9-Aminoacridine: Structures, Luminescence, Theoretical Calculation, and Antitumor Activity," *Inorganic Chemistry*, 2008, vol. 47, No. 15, pp. 6990-6996.

* cited by examiner

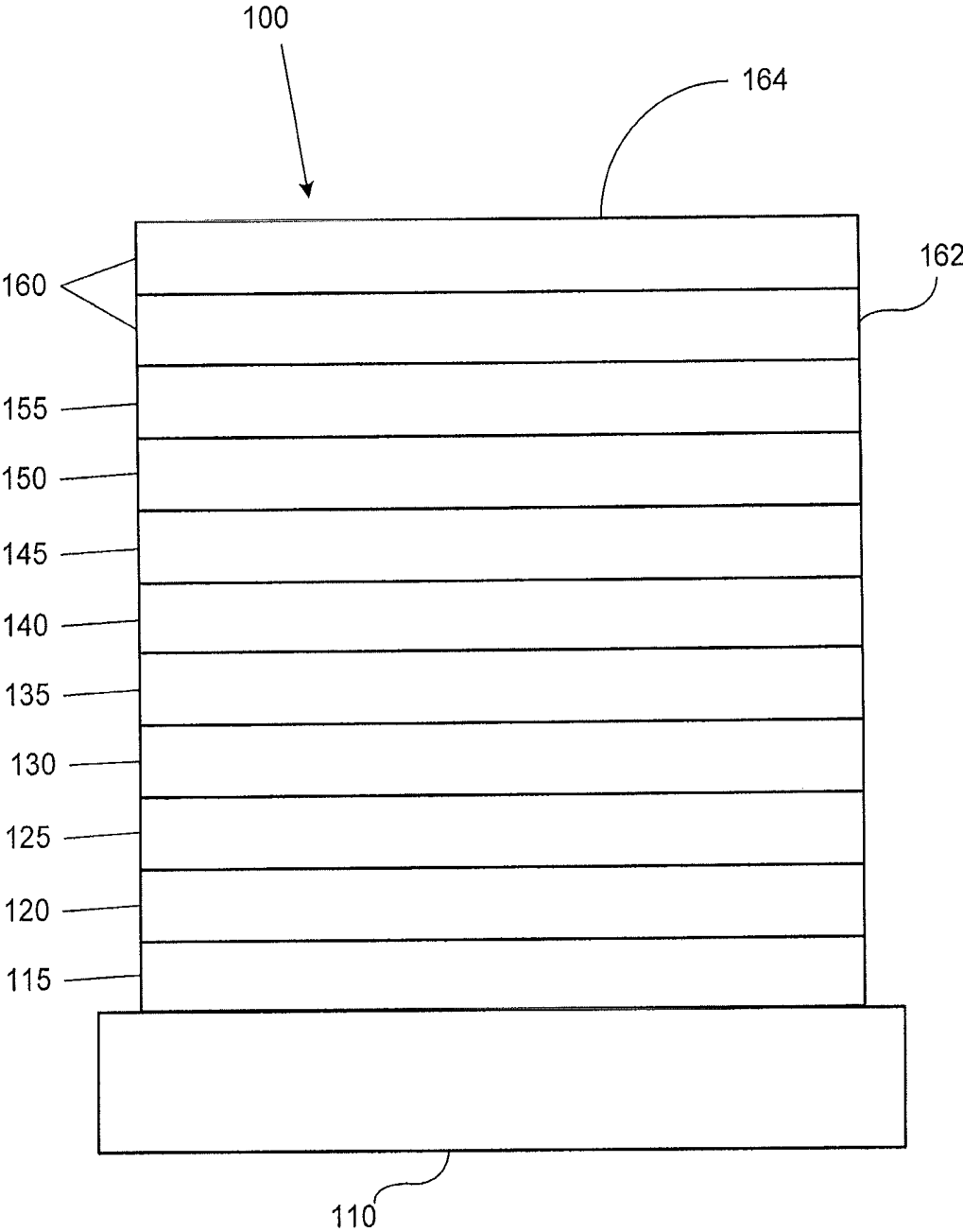


FIGURE 1

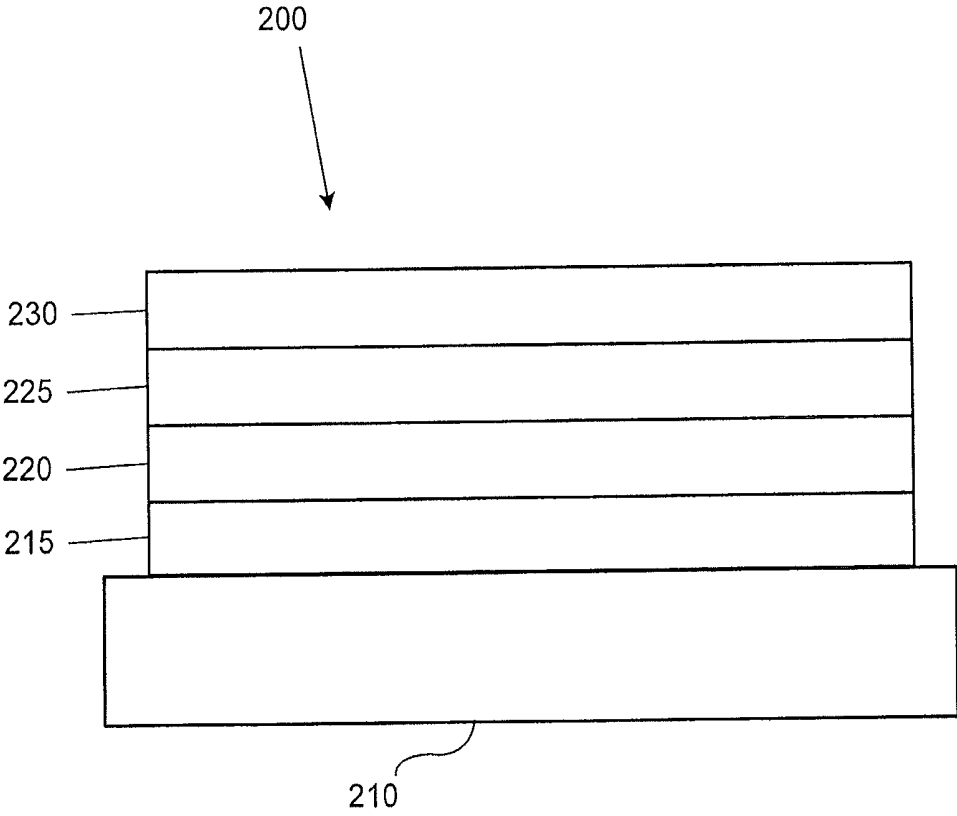
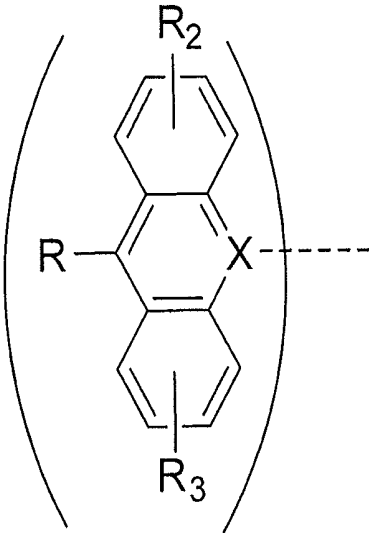


FIGURE 2



when X is C or N

FIGURE 3

1

ORGANIC ELECTROLUMINESCENT MATERIALS AND DEVICES

CROSS-REFERENCE TO RELATED APPLICATIONS

This application is a Continuation of U.S. patent application Ser. No. 12/901,871, filed on Oct. 11, 2010, which claims priority to U.S. Provisional Application No. 61/397,516, filed on Jun. 11, 2010, the entire contents of which are incorporated herein by reference.

PARTIES TO A JOINT RESEARCH AGREEMENT

The claimed invention was made by, on behalf of, and/or in connection with one or more of the following parties to a joint university corporation research agreement: Regents of the University of Michigan, Princeton University, The University of Southern California, and the Universal Display Corporation. The agreement was in effect on and before the date the claimed invention was made, and the claimed invention was made as a result of activities undertaken within the scope of the agreement.

FIELD OF THE INVENTION

The present invention relates to organic light emitting devices (OLEDs). More specifically, the present invention pertains to luminescent materials comprising an anthracene or acridine ligand substituted at the 9 and 10 positions, and devices comprising these compounds.

BACKGROUND

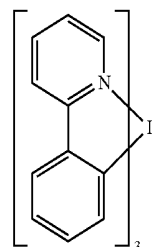
Opto-electronic devices that make use of organic materials are becoming increasingly desirable for a number of reasons. Many of the materials used to make such devices are relatively inexpensive, so organic opto-electronic devices have the potential for cost advantages over inorganic devices. In addition, the inherent properties of organic materials, such as their flexibility, may make them well suited for particular applications such as fabrication on a flexible substrate. Examples of organic opto-electronic devices include organic light emitting devices (OLEDs), organic phototransistors, organic photovoltaic cells, and organic photodetectors. For OLEDs, the organic materials may have performance advantages over conventional materials. For example, the wavelength at which an organic emissive layer emits light may generally be readily tuned with appropriate dopants.

OLEDs make use of thin organic films that emit light when voltage is applied across the device. OLEDs are becoming an increasingly interesting technology for use in applications such as flat panel displays, illumination, and backlighting. Several OLED materials and configurations are described in U.S. Pat. Nos. 5,844,363, 6,303,238, and 5,707,745, which are incorporated herein by reference in their entirety.

One application for luminescent emissive molecules is a full color display. Industry standards for such a display call for pixels adapted to emit particular colors, referred to as "saturated" colors. In particular, these standards call for saturated red, green, and blue pixels. Color may be measured using CIE coordinates, which are well known to the art.

2

One example of a green emissive molecule is tris(2-phenylpyridine) iridium, denoted Ir(ppy)₃, which has the structure:



In this, and later figures herein, we depict the dative bond from nitrogen to metal (here, Ir) as a straight line.

As used herein, the term "organic" includes polymeric materials as well as small molecule organic materials that may be used to fabricate organic opto-electronic devices. "Small molecule" refers to any organic material that is not a polymer, and "small molecules" may actually be quite large. Small molecules may include repeat units in some circumstances. For example, using a long chain alkyl group as a substituent does not remove a molecule from the "small molecule" class. Small molecules may also be incorporated into polymers, for example as a pendent group on a polymer backbone or as a part of the backbone. Small molecules may also serve as the core moiety of a dendrimer, which consists of a series of chemical shells built on the core moiety. The core moiety of a dendrimer may be a fluorescent or phosphorescent small molecule emitter. A dendrimer may be a "small molecule," and it is believed that all dendrimers currently used in the field of OLEDs are small molecules.

As used herein, "top" means furthest away from the substrate, while "bottom" means closest to the substrate. Where a first layer is described as "disposed over" a second layer, the first layer is disposed further away from substrate. There may be other layers between the first and second layer, unless it is specified that the first layer is "in contact with" the second layer. For example, a cathode may be described as "disposed over" an anode, even though there are various organic layers in between.

As used herein, "solution processible" means capable of being dissolved, dispersed, or transported in and/or deposited from a liquid medium, either in solution or suspension form.

A ligand may be referred to as "photoactive" when it is believed that the ligand directly contributes to the photoactive properties of an emissive material. A ligand may be referred to as "ancillary" when it is believed that the ligand does not contribute to the photoactive properties of an emissive material, although an ancillary ligand may alter the properties of a photoactive ligand.

As used herein, and as would be generally understood by one skilled in the art, a first "Highest Occupied Molecular Orbital" (HOMO) or "Lowest Unoccupied Molecular Orbital" (LUMO) energy level is "greater than" or "higher than" a second HOMO or LUMO energy level if the first energy level is closer to the vacuum energy level. Since ionization potentials (IP) are measured as a negative energy relative to a vacuum level, a higher HOMO energy level corresponds to an IP having a smaller absolute value (an IP that is less negative). Similarly, a higher LUMO energy level corresponds to an electron affinity (EA) having a smaller absolute value (an EA that is less negative). On a conven-

3

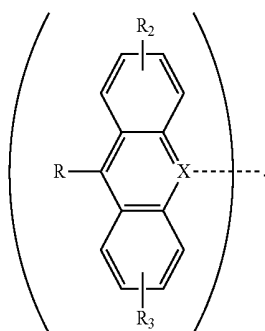
tional energy level diagram, with the vacuum level at the top, the LUMO energy level of a material is higher than the HOMO energy level of the same material. A “higher” HOMO or LUMO energy level appears closer to the top of such a diagram than a “lower” HOMO or LUMO energy level.

As used herein, and as would be generally understood by one skilled in the art, a first work function is “greater than” or “higher than” a second work function if the first work function has a higher absolute value. Because work functions are generally measured as negative numbers relative to vacuum level, this means that a “higher” work function is more negative. On a conventional energy level diagram, with the vacuum level at the top, a “higher” work function is illustrated as further away from the vacuum level in the downward direction. Thus, the definitions of HOMO and LUMO energy levels follow a different convention than work functions.

More details on OLEDs, and the definitions described above, can be found in U.S. Pat. No. 7,279,704, which is incorporated herein by reference in its entirety.

SUMMARY OF THE INVENTION

Compounds comprising a metal coordinated to an anthracene or acridine ligand are provided. The compounds comprise a ligand L having the formula:

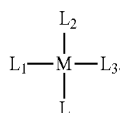


X is C or N. R is selected from alkyl, alkenyl, alkynyl, amino, alkoxy, silyl, phosphino, mercaptyl, aryl or heteroaryl. R₂ and R₃ may represent mono, di, tri, or tetra substitutions. R₂ and R₃ are independently selected from the group consisting of hydrogen, alkyl, alkoxy, amino, alkenyl, alkynyl, aryl and heteroaryl. The ligand L is coordinated to a metal M through coordinating atom X. M is a transition metal. The ligand L is optionally linked to a second ligand, which is also coordinated to the metal M.

In one aspect, the metal M is four coordinate. Preferably, the metal M is a 3rd row transition metal. More preferably, M is Pt.

In another aspect, R₂ and R₃ are fused cyclic or heterocyclic rings.

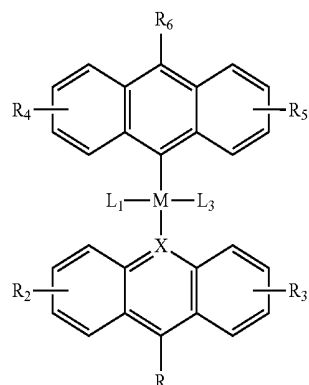
In one aspect, the compound has the formula:



Formula II

4

L₁, L₂, and L₃ are different from L and independently C, N, O, Si, P, S, or Se coordinating ligands to the metal M. In one aspect, one of L₁, L₂, and L₃ is anthracenyl. In another aspect, the compound has the formula:

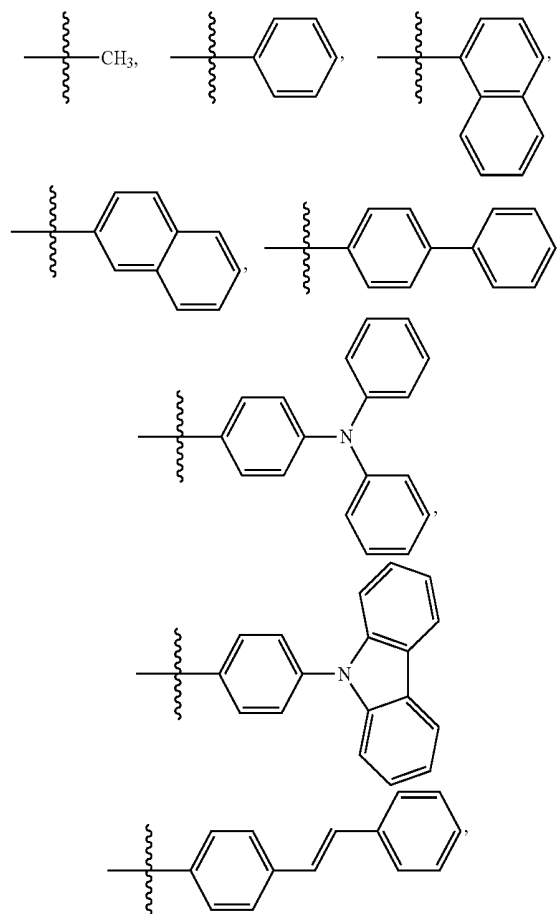


Formula III

R₆ is selected from alkyl, alkenyl, alkynyl, amino, alkoxy, silyl, phosphino, mercaptyl, aryl or heteroaryl. R₄ and R₅ may represent mono, di, tri, or tetra substitutions. R₄ and R₅ are independently selected from the group consisting of hydrogen, alkyl, alkoxy, amino, alkenyl, alkynyl, aryl and heteroaryl.

In one aspect, the compound is neutral. In another aspect, the compound is charged.

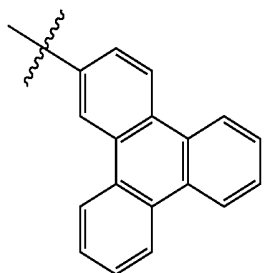
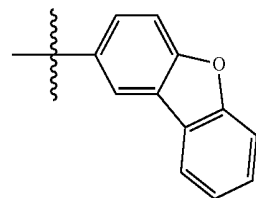
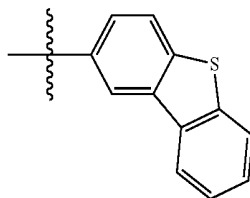
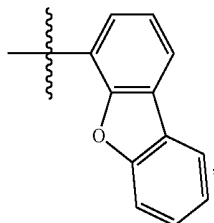
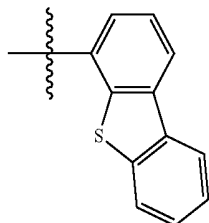
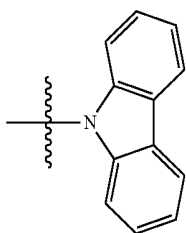
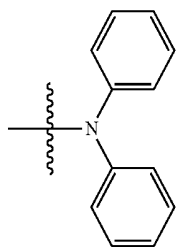
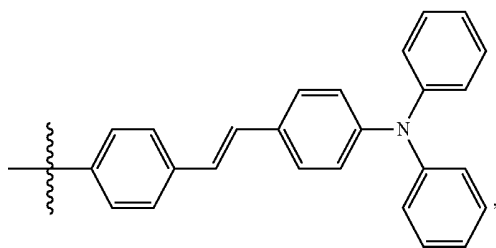
In one aspect, R is aryl or heteroaryl. Preferably, R is selected from the group consisting of:



65

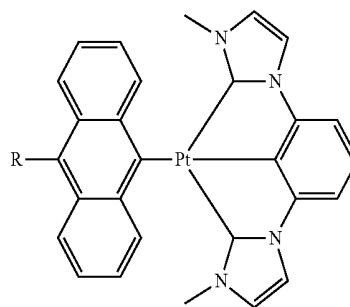
5

-continued

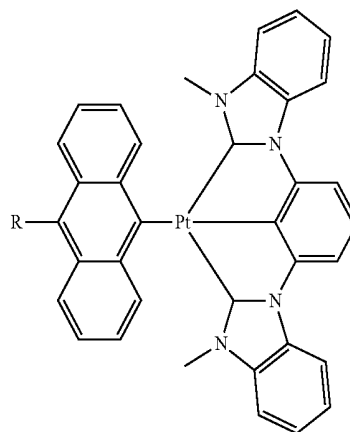


6

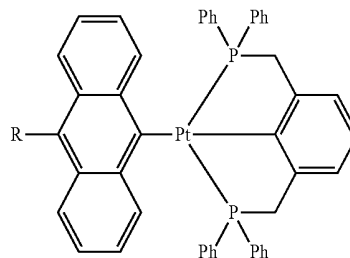
Compound 1G



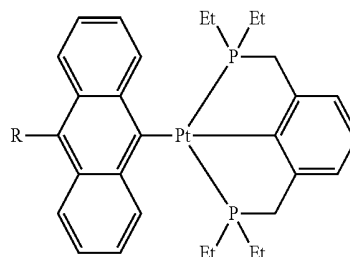
Compound 2G



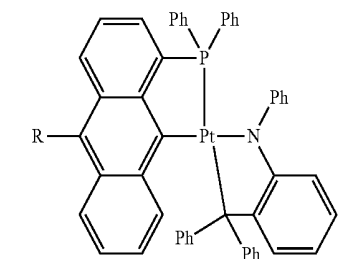
Compound 3G



Compound 4G



Compound 5G



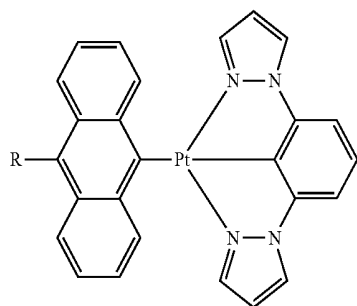
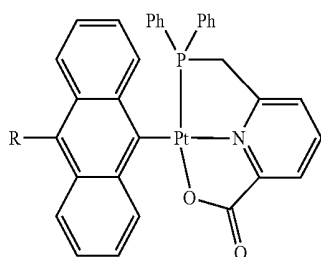
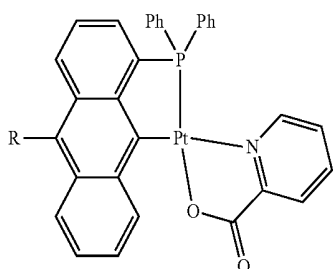
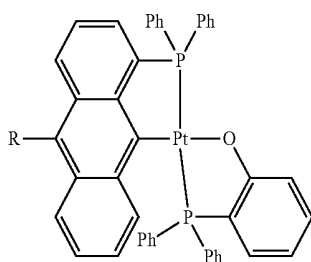
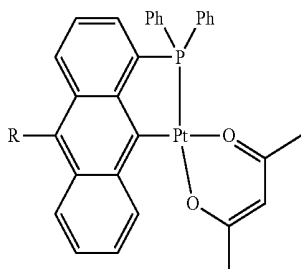
In one aspect, any two of L, L₁, L₂, and L₃ are linked together to form a bidentate ligand. In another aspect, at least one of the bidentate ligands forms a 5-member cyclometalating ring with M.

In one aspect, any three of L, L₁, L₂, and L₃ are linked together to form a tridentate ligand. In another aspect, the tridentate ligand forms at least one 5-member cyclometalating ring with M.

Specific examples of compounds comprising an anthracene or acridine ligand are provided. In particular, the compound is selected from the group consisting of:

7

-continued



8

-continued

Compound 6G

5

10

Compound 7G

20

25

Compound 8G

30

35

40

Compound 9G

45

50

Compound 10G

55

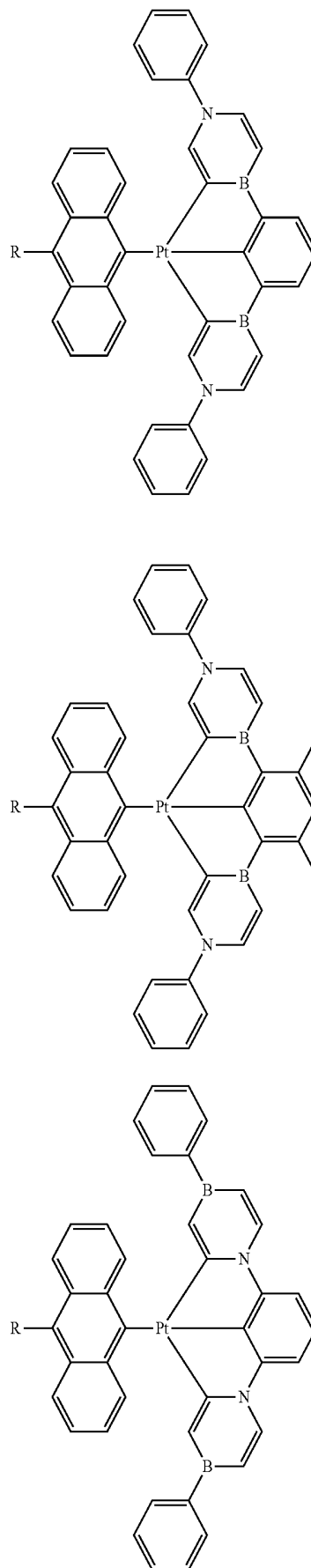
60

65

Compound 11G

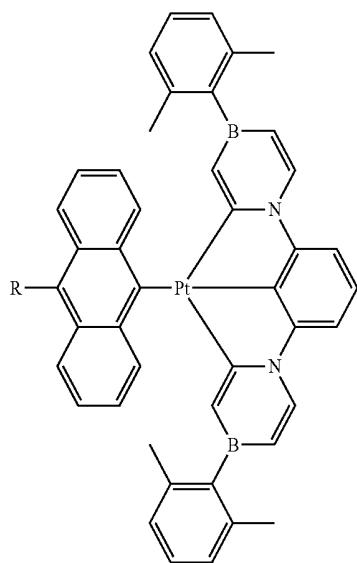
Compound 12G

Compound 13G



9

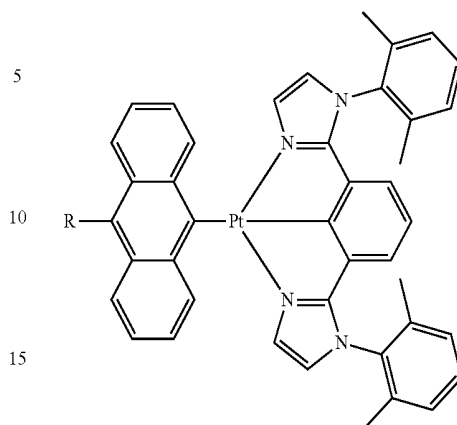
-continued



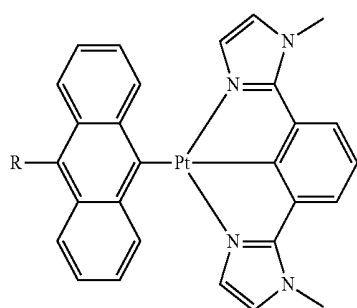
Compound 14G

10

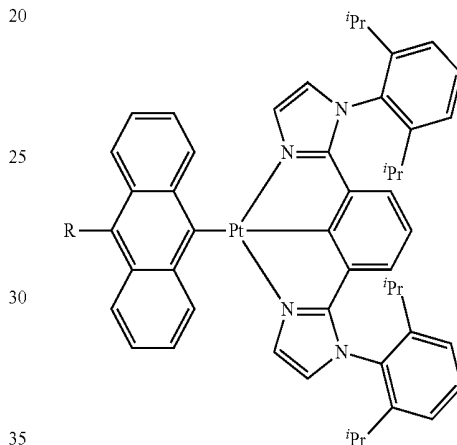
-continued



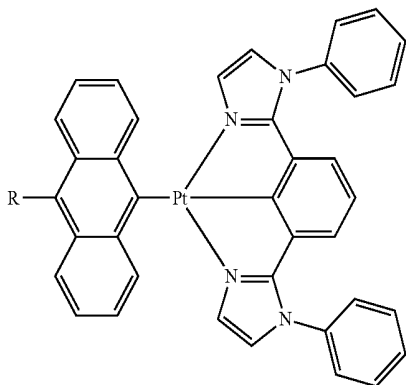
Compound 18G



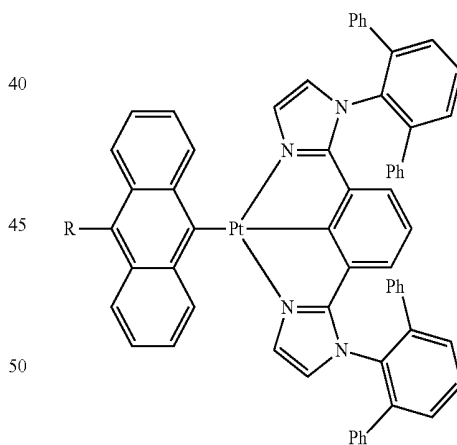
Compound 15G



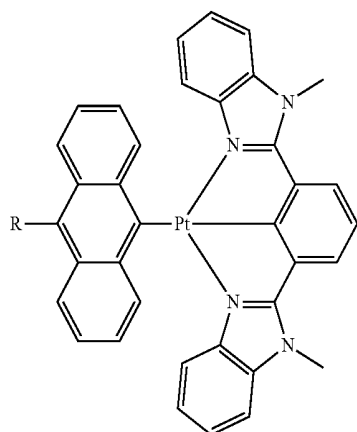
Compound 19G



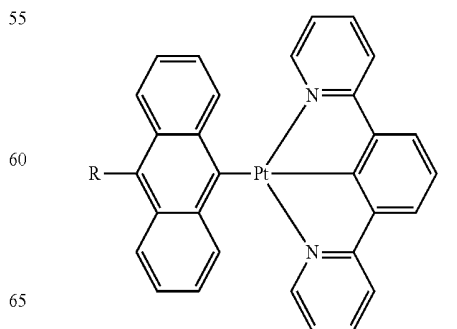
Compound 16G



Compound 20G

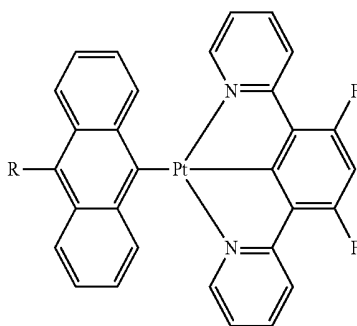
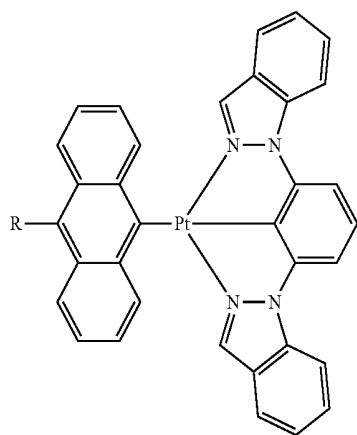
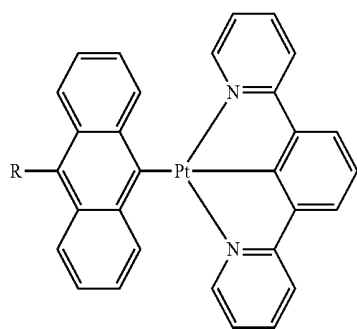
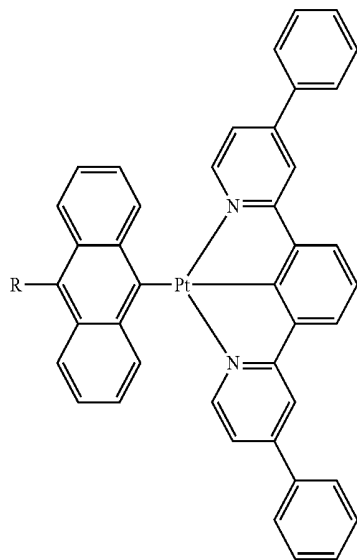


Compound 17G

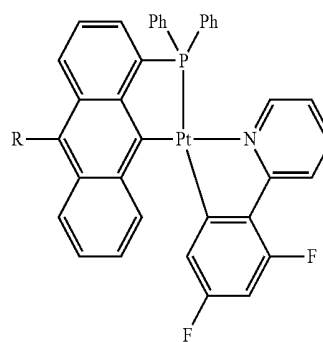
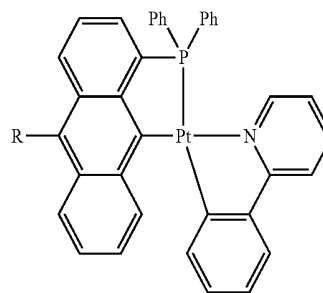
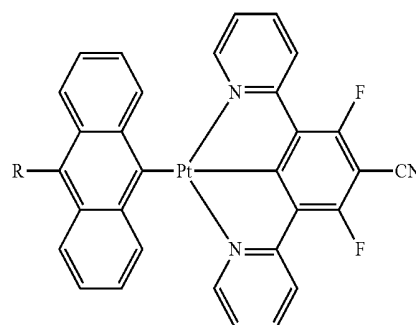
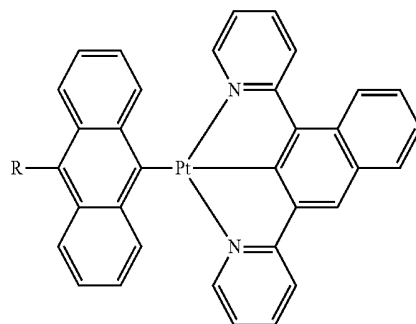
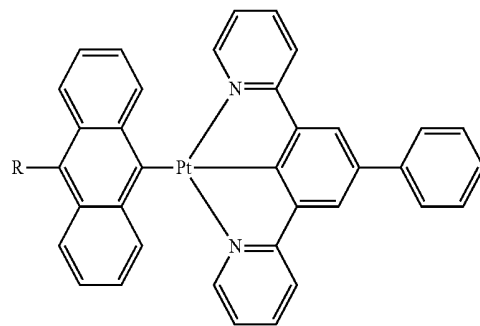


Compound 21G

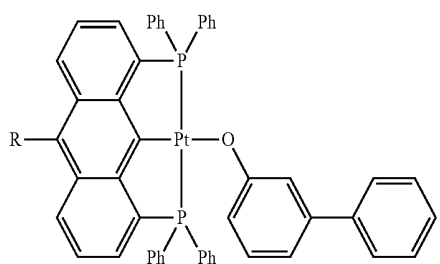
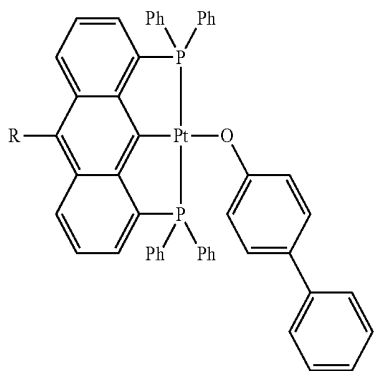
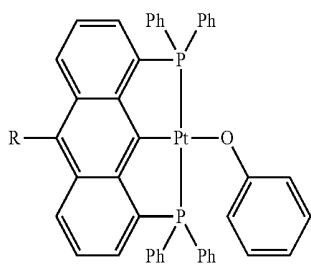
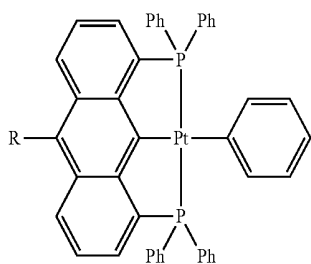
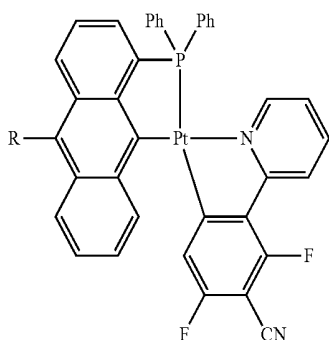
11
-continued



12
-continued

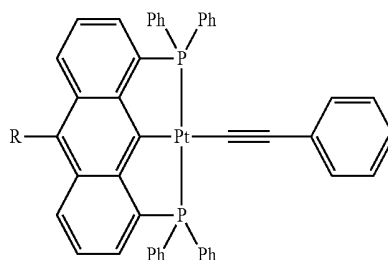


13
-continued



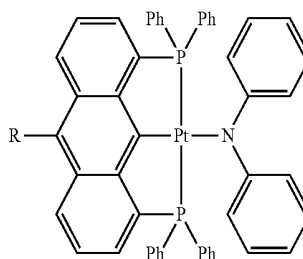
14
-continued

Compound 31G



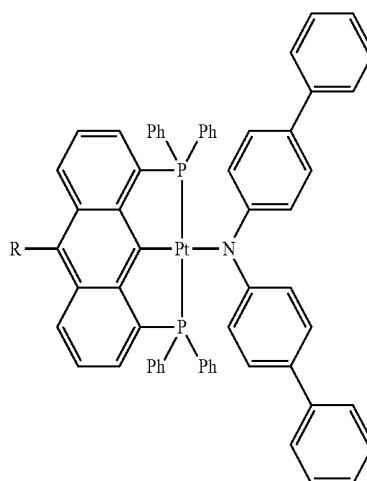
Compound 36G

Compound 32G



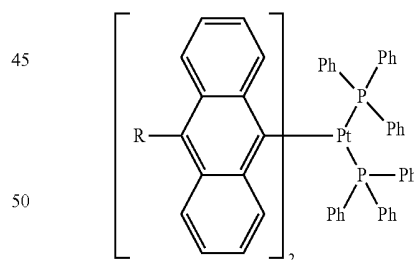
Compound 37G

Compound 33G



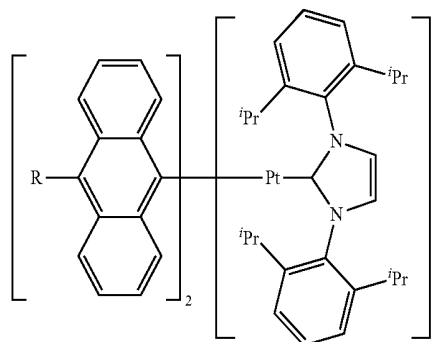
Compound 38G

Compound 34G



Compound 39G

Compound 35G



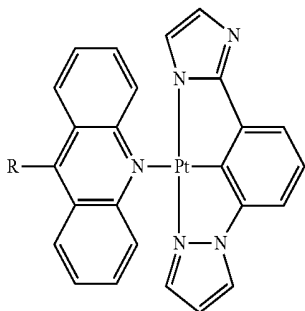
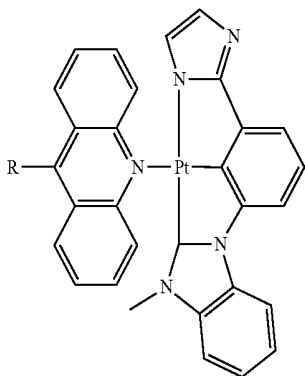
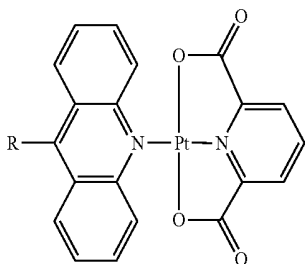
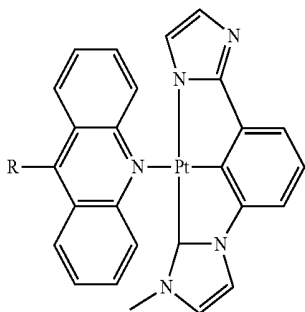
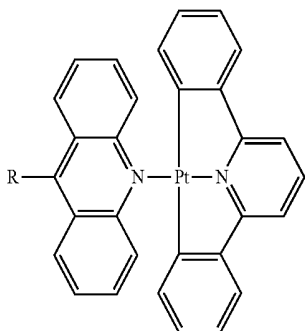
Compound 40G

55

60

65

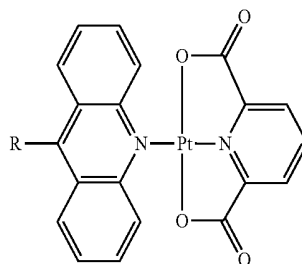
15
-continued



16
-continued

Compound 41G

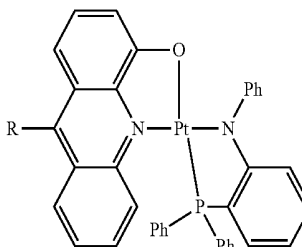
5



10

Compound 42G

15

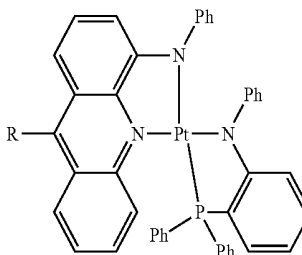


20

25

Compound 43G

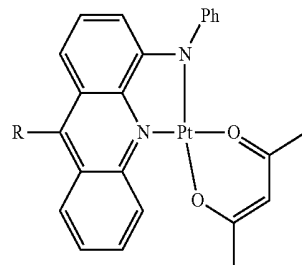
30



35

Compound 44G

40

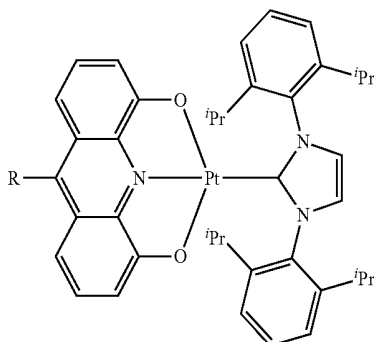


45

50

Compound 45G

55



60

65

Compound 46G

Compound 47G

Compound 48G

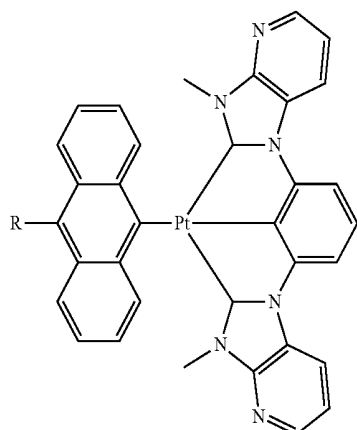
Compound 49G

Compound 50G

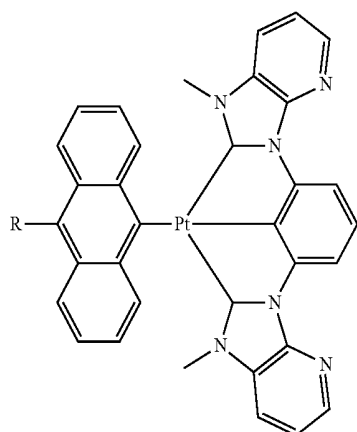
Compound 51G

17

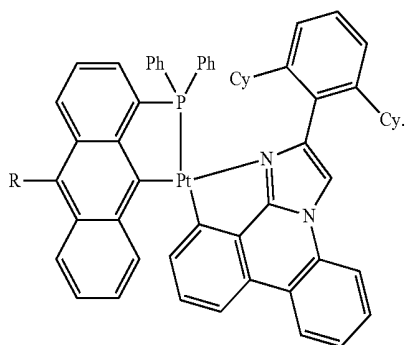
-continued



Compound 52G



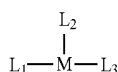
Compound 53G



Compound 54G

Particularly preferred compounds include compounds selected from the group consisting of Compound 1-1-Compound 54-14, as shown in Tables 1 and 2.

In one aspect, the triplet energy of the



moiety is higher than 450 nm.

In another aspect, the compound has a luminescence lifetime having a long component of more than 0.1 microseconds.

A first device comprising an organic light emitting device is also provided. The first device further comprises an anode, a cathode, and an organic layer, disposed between the anode

18

and the cathode. The organic layer comprises a compound comprising a ligand L having Formula I, as described above.

X is C or N. R is selected from alkyl, alkenyl, alkynyl, amino, alkoxy, silyl, phosphino, mercaptyl, aryl or heteroaryl. R_2 and R_3 may represent mono, di, tri, or tetra substitutions. R_2 and R_3 are independently selected from the group consisting of hydrogen, alkyl, alkoxy, amino, alkenyl, alkynyl, aryl and heteroaryl. M is a transition metal. The ligand L is coordinated to a metal M through coordinating atom X. The ligand L is optionally linked to a second ligand, which is also coordinated to the metal M.

In one aspect, the metal M is four coordinate. Preferably, the metal M is a 3rd row transition metal. More preferably, M is Pt.

In another aspect, R_2 and R_3 are fused cyclic or heterocyclic rings.

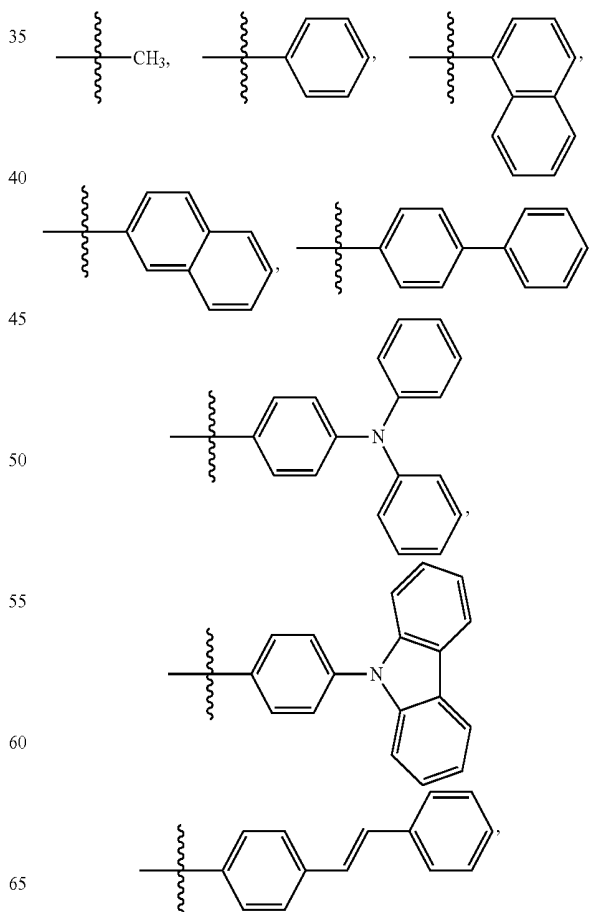
In one aspect, the compound has Formula II, as discussed above. L_1 , L_2 , and L_3 are different from L and independently C, N, O, Si, P, S, or Se coordinating ligands to the metal M.

In another aspect, one of L_1 , L_2 , and L_3 is anthracenyl.

In one aspect, the compound has Formula III, as discussed above. R_6 is selected from alkyl, alkenyl, alkynyl, amino, alkoxy, silyl, phosphino, mercaptyl, aryl or heteroaryl. R_4 and R_5 may represent mono, di, tri, or tetra substitutions. R_4 and R_5 are independently selected from the group consisting of hydrogen, alkyl, alkoxy, amino, alkenyl, alkynyl, aryl and heteroaryl.

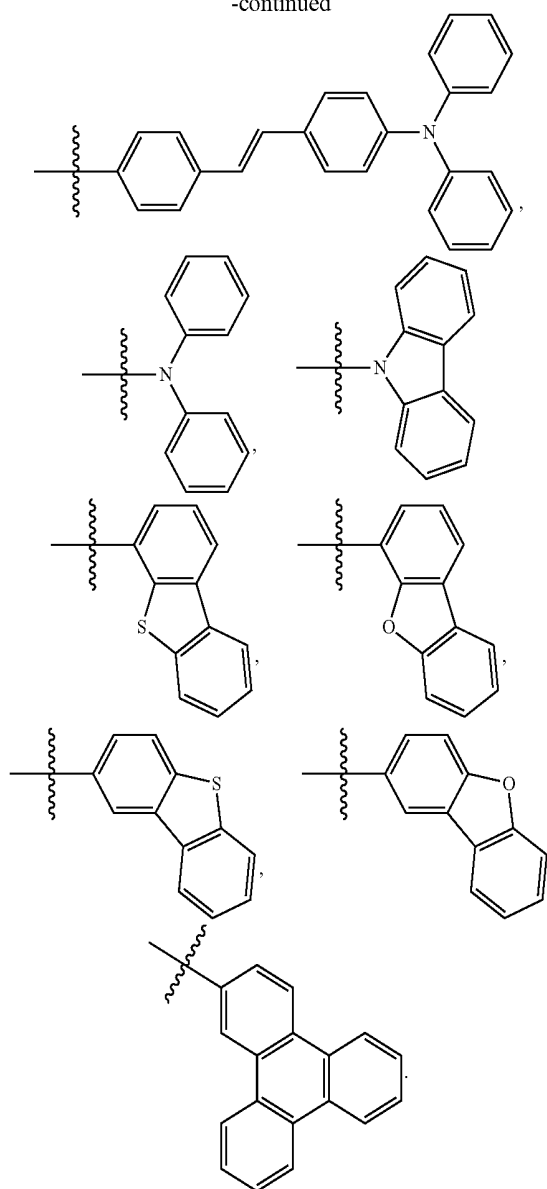
In one aspect, the compound is neutral. In another aspect, the compound is charged.

In one aspect, R is aryl or heteroaryl. In another aspect, R is selected from the group consisting of:



19

-continued



In one aspect, any three of L , L_1 , L_2 , and L_3 are linked together to form a bidentate ligand. In another aspect, at least one of the bidentate ligands forms a 5-member cyclometalating ring with M .

In one aspect, any three of L , L_1 , L_2 , and L_3 are linked together to form a tridentate ligand. In another aspect, the tridentate ligand forms at least one 5-member cyclometalating ring with M .

Specific examples of first devices comprising these compounds, which themselves comprise an anthracene or acridine ligand, are provided. In particular, the compound is selected from the group consisting of Compound 1G-Compound 54G.

Particularly preferred compounds include compounds selected from the group consisting of Compound 1-1-Compound 54-14, as shown in Tables 1 and 2.

In one aspect, the organic layer is an emissive layer and the compound is an emissive dopant.

In one aspect, the first device is a consumer product. In another aspect, the first device is an organic light emitting device.

20

BRIEF DESCRIPTION OF THE DRAWINGS

FIG. 1 shows an organic light emitting device.

FIG. 2 shows an inverted organic light emitting device that does not have a separate electron transport layer.

FIG. 3 shows an anthracene or acridine ligand coordinated to a metal.

DETAILED DESCRIPTION

Generally, an OLED comprises at least one organic layer disposed between and electrically connected to an anode and a cathode. When a current is applied, the anode injects holes and the cathode injects electrons into the organic layer(s). The injected holes and electrons each migrate toward the oppositely charged electrode. When an electron and hole localize on the same molecule, an "exciton," which is a localized electron-hole pair having an excited energy state, is formed. Light is emitted when the exciton relaxes via a photoemissive mechanism. In some cases, the exciton may be localized on an excimer or an exciplex. Non-radiative mechanisms, such as thermal relaxation, may also occur, but are generally considered undesirable.

The initial OLEDs used emissive molecules that emitted light from their singlet states ("fluorescence") as disclosed, for example, in U.S. Pat. No. 4,769,292, which is incorporated by reference in its entirety. Fluorescent emission generally occurs in a time frame of less than 10 nanoseconds.

More recently, OLEDs having emissive materials that emit light from triplet states ("phosphorescence") have been demonstrated. Baldo et al., "Highly Efficient Phosphorescent Emission from Organic Electroluminescent Devices," *Nature*, vol. 395, 151-154, 1998; ("Baldo-I") and Baldo et al., "Very high-efficiency green organic light-emitting devices based on electrophosphorescence," *Appl. Phys. Lett.*, vol. 75, No. 3, 4-6 (1999) ("Baldo-II"), which are incorporated by reference in their entireties. Phosphorescence is described in more detail in U.S. Pat. No. 7,279,704 at cols. 5-6, which are incorporated by reference.

FIG. 1 shows an organic light emitting device 100. The figures are not necessarily drawn to scale. Device 100 may include a substrate 110, an anode 115, a hole injection layer 120, a hole transport layer 125, an electron blocking layer 130, an emissive layer 135, a hole blocking layer 140, an electron transport layer 145, an electron injection layer 150, a protective layer 155, and a cathode 160. Cathode 160 is a compound cathode having a first conductive layer 162 and a second conductive layer 164. Device 100 may be fabricated by depositing the layers described, in order. The properties and functions of these various layers, as well as example materials, are described in more detail in U.S. Pat. No. 7,279,704 at cols. 6-10, which are incorporated by reference.

More examples for each of these layers are available. For example, a flexible and transparent substrate-anode combination is disclosed in U.S. Pat. No. 5,844,363, which is incorporated by reference in its entirety. An example of a p-doped hole transport layer is m-MTDATA doped with F.sub.4-TCNQ at a molar ratio of 50:1, as disclosed in U.S. Patent Application Publication No. 2003/0230980, which is incorporated by reference in its entirety. Examples of emissive and host materials are disclosed in U.S. Pat. No. 6,303,238 to Thompson et al., which is incorporated by reference in its entirety. An example of an n-doped electron transport layer is BPhen doped with Li at a molar ratio of 1:1, as disclosed in U.S. Patent Application Publication No.

2003/0230980, which is incorporated by reference in its entirety. U.S. Pat. Nos. 5,703,436 and 5,707,745, which are incorporated by reference in their entireties, disclose examples of cathodes including compound cathodes having a thin layer of metal such as Mg:Ag with an overlying transparent, electrically-conductive, sputter-deposited ITO layer. The theory and use of blocking layers is described in more detail in U.S. Pat. No. 6,097,147 and U.S. Patent Application Publication No. 2003/0230980, which are incorporated by reference in their entireties. Examples of injection layers are provided in U.S. Patent Application Publication No. 2004/0174116, which is incorporated by reference in its entirety. A description of protective layers may be found in U.S. Patent Application Publication No. 2004/0174116, which is incorporated by reference in its entirety.

FIG. 2 shows an inverted OLED **200**. The device includes a substrate **210**, a cathode **215**, an emissive layer **220**, a hole transport layer **225**, and an anode **230**. Device **200** may be fabricated by depositing the layers described, in order. Because the most common OLED configuration has a cathode disposed over the anode, and device **200** has cathode **215** disposed under anode **230**, device **200** may be referred to as an "inverted" OLED. Materials similar to those described with respect to device **100** may be used in the corresponding layers of device **200**. FIG. 2 provides one example of how some layers may be omitted from the structure of device **100**.

The simple layered structure illustrated in FIGS. 1 and 2 is provided by way of non-limiting example, and it is understood that embodiments of the invention may be used in connection with a wide variety of other structures. The specific materials and structures described are exemplary in nature, and other materials and structures may be used. Functional OLEDs may be achieved by combining the various layers described in different ways, or layers may be omitted entirely, based on design, performance, and cost factors. Other layers not specifically described may also be included. Materials other than those specifically described may be used. Although many of the examples provided herein describe various layers as comprising a single material, it is understood that combinations of materials, such as a mixture of host and dopant, or more generally a mixture, may be used. Also, the layers may have various sublayers. The names given to the various layers herein are not intended to be strictly limiting. For example, in device **200**, hole transport layer **225** transports holes and injects holes into emissive layer **220**, and may be described as a hole transport layer or a hole injection layer. In one embodiment, an OLED may be described as having an "organic layer" disposed between a cathode and an anode. This organic layer may comprise a single layer, or may further comprise multiple layers of different organic materials as described, for example, with respect to FIGS. 1 and 2.

Structures and materials not specifically described may also be used, such as OLEDs comprised of polymeric materials (PLEDs) such as disclosed in U.S. Pat. No. 5,247,190 to Friend et al., which is incorporated by reference in its entirety. By way of further example, OLEDs having a single organic layer may be used. OLEDs may be stacked, for example as described in U.S. Pat. No. 5,707,745 to Forrest et al, which is incorporated by reference in its entirety. The OLED structure may deviate from the simple layered structure illustrated in FIGS. 1 and 2. For example, the substrate may include an angled reflective surface to improve out-coupling, such as a mesa structure as described in U.S. Pat. No. 6,091,195 to Forrest et al., and/or a pit structure as

described in U.S. Pat. No. 5,834,893 to Bulovic et al., which are incorporated by reference in their entireties.

Unless otherwise specified, any of the layers of the various embodiments may be deposited by any suitable method. For the organic layers, preferred methods include thermal evaporation, ink-jet, such as described in U.S. Pat. Nos. 6,013,982 and 6,087,196, which are incorporated by reference in their entireties, organic vapor phase deposition (OVPD), such as described in U.S. Pat. No. 6,337,102 to Forrest et al., which is incorporated by reference in its entirety, and deposition by organic vapor jet printing (OVJP), such as described in U.S. patent application Ser. No. 10/233,470, which is incorporated by reference in its entirety. Other suitable deposition methods include spin coating and other solution based processes. Solution based processes are preferably carried out in nitrogen or an inert atmosphere. For the other layers, preferred methods include thermal evaporation. Preferred patterning methods include deposition through a mask, cold welding such as described in U.S. Pat. Nos. 6,294,398 and 6,468,819, which are incorporated by reference in their entireties, and patterning associated with some of the deposition methods such as ink jet and OVJD. Other methods may also be used. The materials to be deposited may be modified to make them compatible with a particular deposition method. For example, substituents such as alkyl and aryl groups, branched or unbranched, and preferably containing at least 3 carbons, may be used in small molecules to enhance their ability to undergo solution processing. Substituents having 20 carbons or more may be used, and 3-20 carbons is a preferred range. Materials with asymmetric structures may have better solution processibility than those having symmetric structures, because asymmetric materials may have a lower tendency to recrystallize. Dendrimer substituents may be used to enhance the ability of small molecules to undergo solution processing.

Devices fabricated in accordance with embodiments of the invention may be incorporated into a wide variety of consumer products, including flat panel displays, computer monitors, televisions, billboards, lights for interior or exterior illumination and/or signaling, heads up displays, fully transparent displays, flexible displays, laser printers, telephones, cell phones, personal digital assistants (PDAs), laptop computers, digital cameras, camcorders, viewfinders, micro-displays, vehicles, a large area wall, theater or stadium screen, or a sign. Various control mechanisms may be used to control devices fabricated in accordance with the embodiments of the present invention, including passive matrix and active matrix. Many of the devices are intended for use in a temperature range comfortable to humans, such as 18 degrees C. to 30 degrees C., and more preferably at room temperature (20-25 degrees C.).

The materials and structures described herein may have applications in devices other than OLEDs. For example, other optoelectronic devices such as organic solar cells and organic photodetectors may employ the materials and structures. More generally, organic devices, such as organic transistors, may employ the materials and structures.

The terms halo, halogen, alkyl, cycloalkyl, alkenyl, alkynyl, arylkyl, heterocyclic group, aryl, aromatic group, and heteroaryl are known to the art, and are defined in U.S. Pat. No. 7,279,704 at cols. 31-32, which are incorporated herein by reference

Blue organic light emitting devices, particularly deeper blue ($x \leq 0.17$, $y \leq 0.30$), are a challenging topic. OLEDs using blue fluorescent emitters may be quite stable (>10000 h at $L0=1000$ cd/m²), but their efficiency is low (EQE <10%).

23

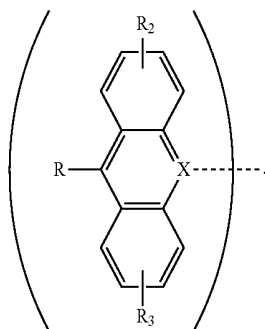
Conversely, OLEDs using blue phosphorescent emitters may be very efficient (EQE >15%), but their stability is low (<5000 h at L0=1000 cd/m²). Therefore, blue OLEDs can have significant problems.

All of the excitons can be utilized in phosphorescent devices. Therefore, theoretically, phosphorescent devices are advantageous. However, in the blue emission regime, phosphorescent devices require the use of high energy phosphorescent emitting compounds and high triplet energy hosts. Consequently, the compounds used in blue emitting phosphorescent devices can only have limited π -conjugation. The limited π -conjugation may lead to the inability to stabilize charges during device operation, resulting in short device operational lifetimes. As disclosed herein, delayed fluorescence from stable fluorescence emitters, such as Pt(II)-anthracene or acridine compounds, directly addresses this problem.

During device operation, 25% of singlet excitons and 75% of triplet excitons are formed, according to spin statistics. Pt(II)-anthracene can emit directly from the singlet exciton, resulting in prompt fluorescence. Some of the singlet excitons can also undergo intersystem crossing to the triplet state. The triplet excitons, directly formed upon charge recombination or indirectly formed by intersystem crossing from the singlet state, can annihilate to generate singlet excitons that then emit. This is called delayed fluorescence and it has the same emission as the prompt fluorescence, because they come from the same singlet state. Through the delayed fluorescence process, a significant part of the triplet excitons are used to generate the emission, resulting in improved OLED device efficiency.

Overall device efficiency is still limited by the photoluminescence quantum yield (PLQY) of the emitter. It is believed that the compounds provided herein may achieve a high PLQY, because the 9 and/or 10 position of anthracene or the 9 position of acridine is substituted. In particular, the compounds provided have a substituent other than hydrogen at the 10 position on the anthracene ligand having Formula I. Without being bound by theory, it is believed that if H is at the 9 and/or 10 positions of anthracene, the PLQY is lower than if the substituent is alkyl or aryl. For example, anthracene has a solution PLQY of about 40%, but 9,10-diphenylanthracene has a solution PLQY of 100%.

Compounds comprising a metal coordinated to an anthracene or acridine ligand are provided. The compounds comprise a ligand L having the formula:



Formula I

X is C or N. R is selected from alkyl, alkenyl, alkynyl, amino, alkoxy, silyl, phosphino, mercaptyl, aryl or heteroaryl. R is preferably a substituent other than halogen, because halogen containing compounds may lead to quick device degradation. Without being bound by theory it is

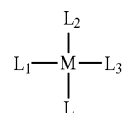
24

believed that the carbon-halogen bond is prone to cleavage, which may result in faster device degradation. R₂ and R₃ may represent mono, di, tri, or tetra substitutions. R₂ and R₃ are independently selected from the group consisting of hydrogen, alkyl, alkoxy, amino, alkenyl, alkynyl, aryl and heteroaryl. The ligand L is coordinated to a metal M through coordinating atom X. M is a transition metal. The ligand L is optionally linked to a second ligand, which is also coordinated to the metal M.

In one aspect, the metal M is four coordinate. Preferably, the metal M is a 3rd row transition metal. More preferably, M is Pt.

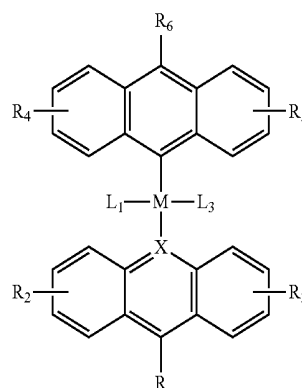
In another aspect, R₂ and R₃ are fused cyclic or heterocyclic rings.

In one aspect, the compound has the formula:



Formula II

L₁, L₂, and L₃ are different from L and independently C, N, O, Si, P, S, or Se coordinating ligands to the metal M. In one aspect, one of L₁, L₂, and L₃ is anthracenyl. In another aspect, the compound has the formula:

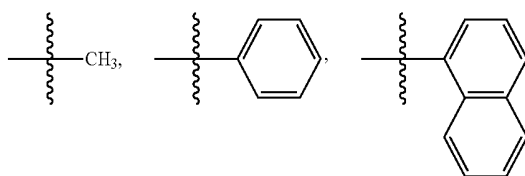


Formula III

R₆ is selected from alkyl, alkenyl, alkynyl, amino, alkoxy, silyl, phosphino, mercaptyl, aryl or heteroaryl. R₄ and R₅ may represent mono, di, tri, or tetra substitutions. R₄ and R₅ are independently selected from the group consisting of hydrogen, alkyl, alkoxy, amino, alkenyl, alkynyl, aryl and heteroaryl.

In one aspect, the compound is neutral. In another aspect, the compound is charged.

In one aspect, R is aryl or heteroaryl. Preferably, R is selected from the group consisting of:

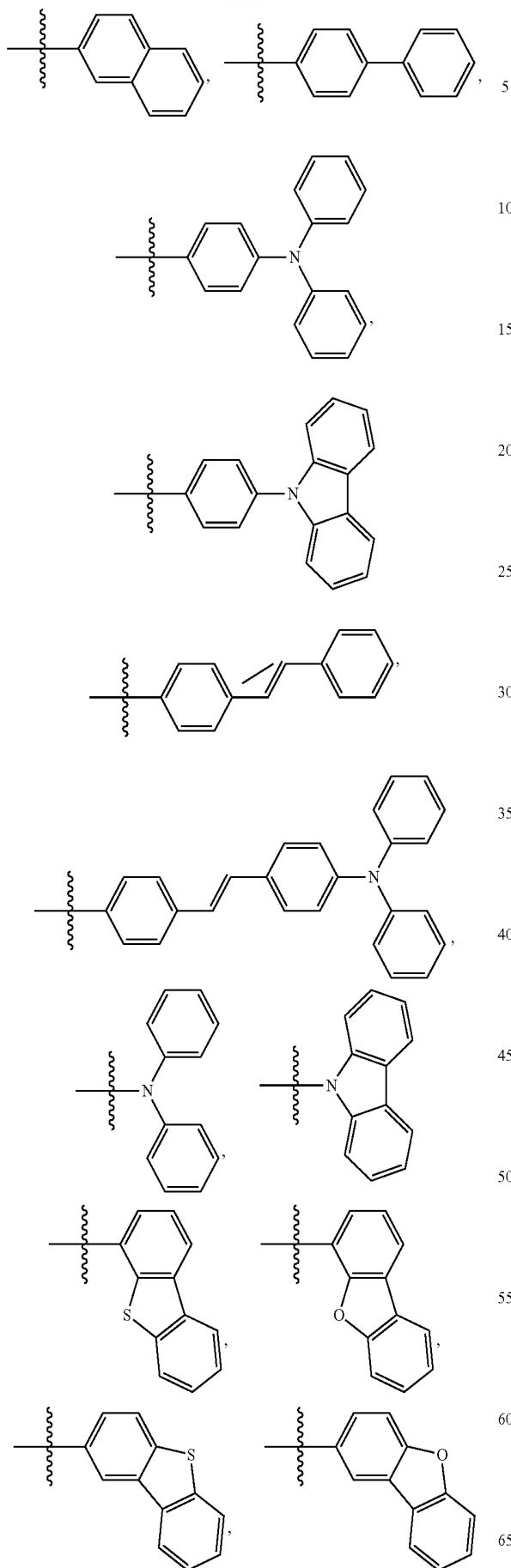


60

65

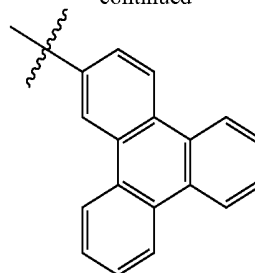
25

-continued



26

-continued



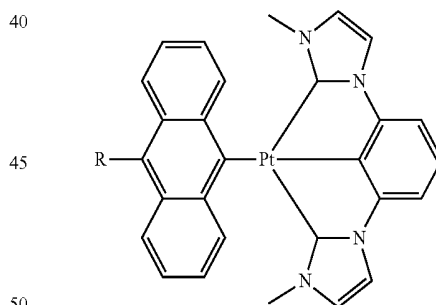
Without being bound by theory, it is believed that multi-dentate ligands, i.e., bidentate and tridentate, can provide higher stability in thermal evaporation and device operation because they chelate more strongly to the metal M. The bidentate or tridentate cyclometallating mode is preferably a 5-member metalocycle because it is believed that 5-member metalocycles are much more chemically stable, resulting in high device stability.

In one aspect, any two of L, L₁, L₂, and L₃ are linked together to form a bidentate ligand. For example, at least one of L₁ and L₂, L₂ and L₃, L₁ and L₃, or L₃ and L are linked together to form a bidentate ligand. In another aspect, at least one of the bidentate ligands forms a 5-member cyclometalating ring with M.

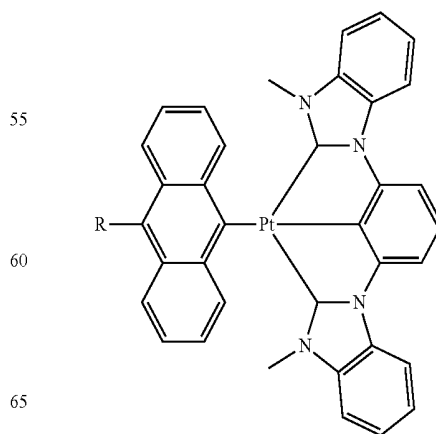
In one aspect, any three of L, L₁, L₂, and L₃ are linked together to form a tridentate ligand. For example, one of L₁, L₂, and L₃ or L₁, L and L₃ are linked together to form a tridentate ligand. In another aspect, the tridentate ligand forms at least one 5-member cyclometalating ring with M.

Specific examples of compounds comprising a substituted anthracene or acridine ligand are provided. In particular, the compound is selected from the group consisting of:

Compound 1G

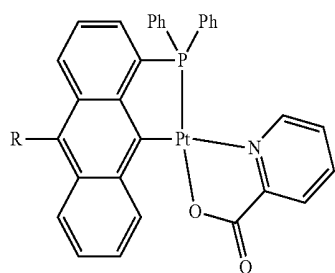
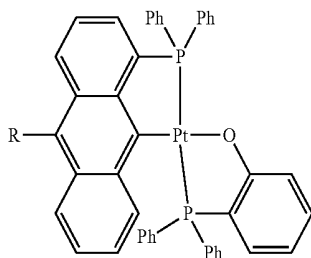
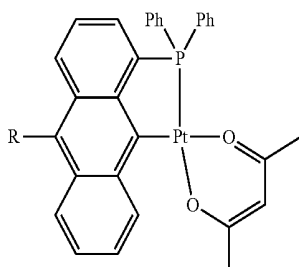
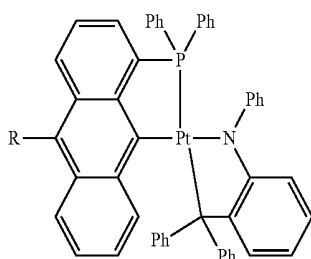
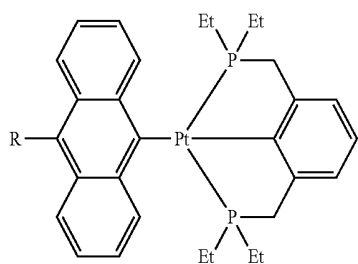
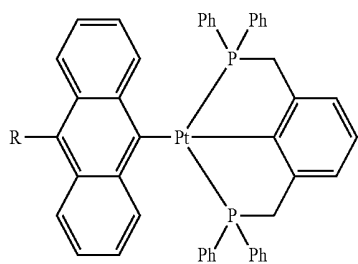


Compound 2G



27

-continued



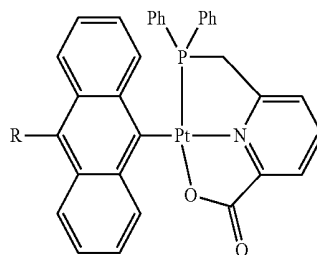
28

-continued

Compound 3G

5

10

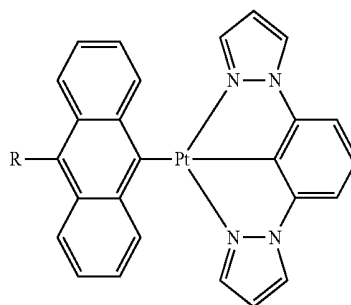


Compound 9G

Compound 4G

15

20



Compound 10G

Compound 5G

25

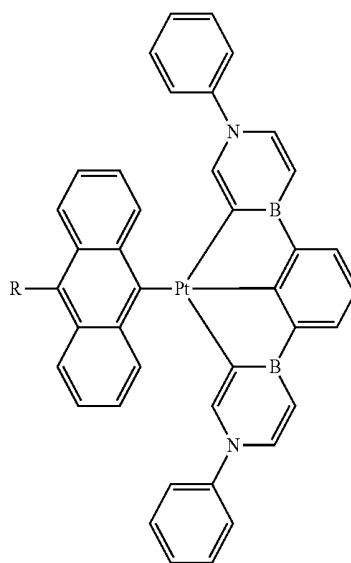
30

Compound 6G

35

40

45



Compound 11G

Compound 7G

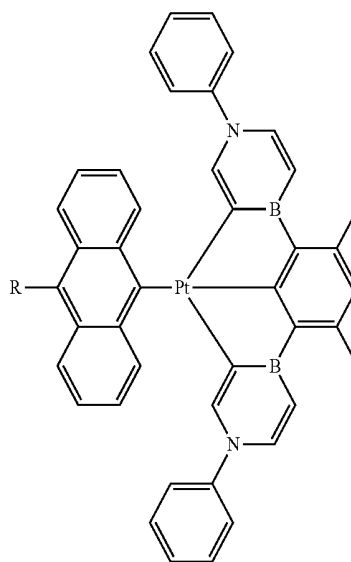
50

55

Compound 8G

60

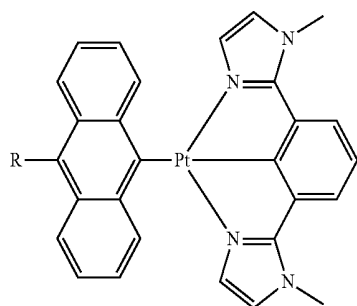
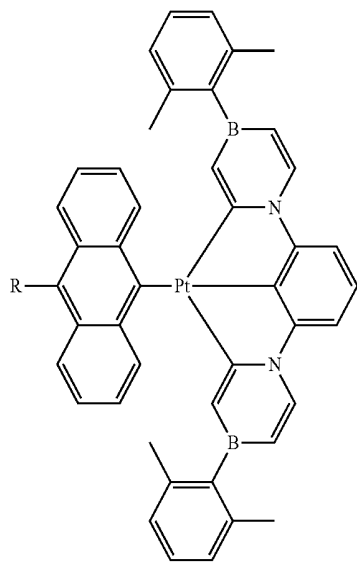
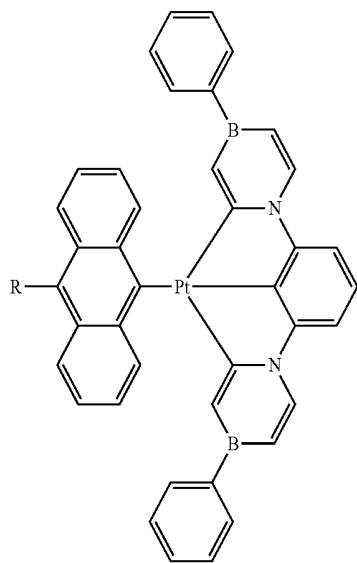
65



Compound 12G

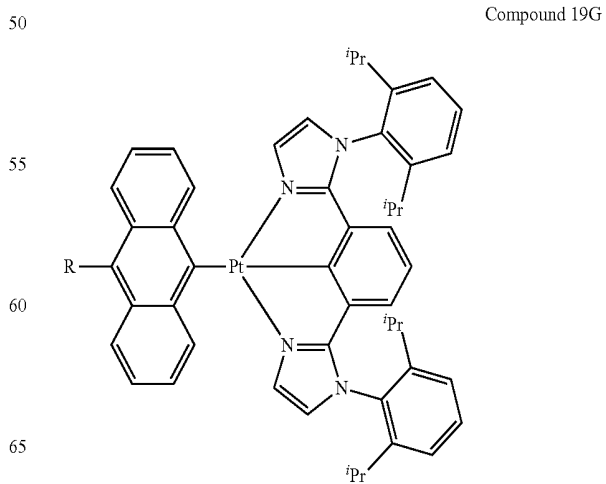
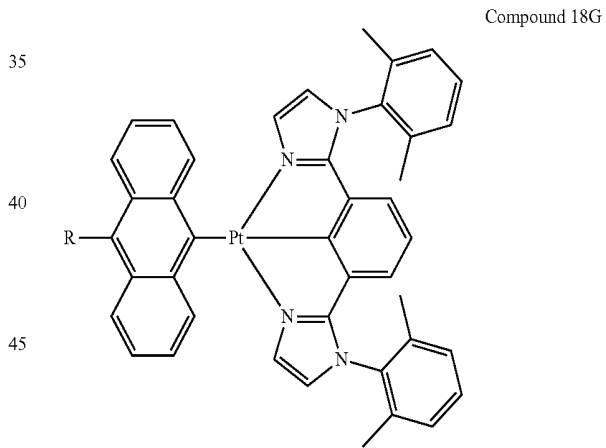
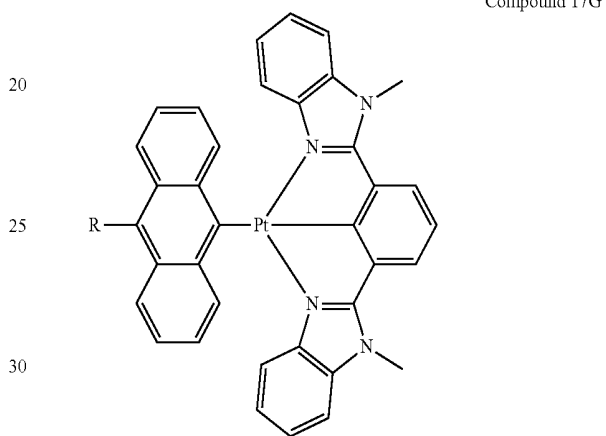
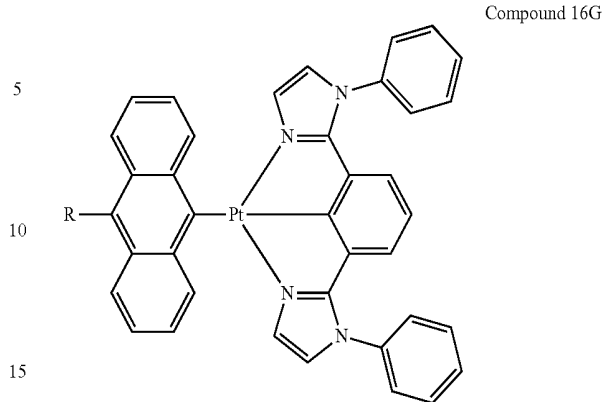
29

-continued

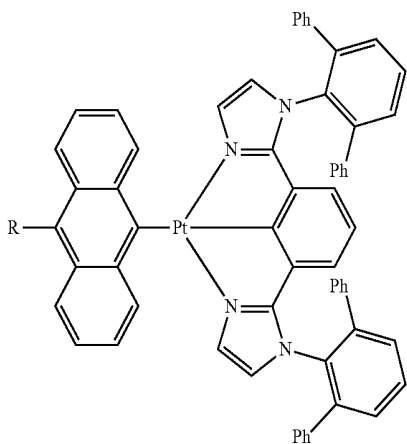


30

-continued



31
-continued



Compound 20G

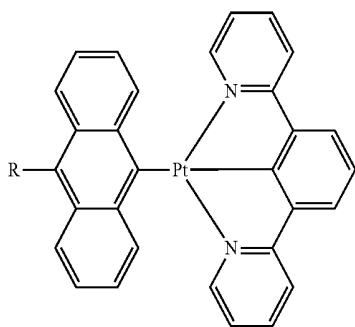
5

10

15

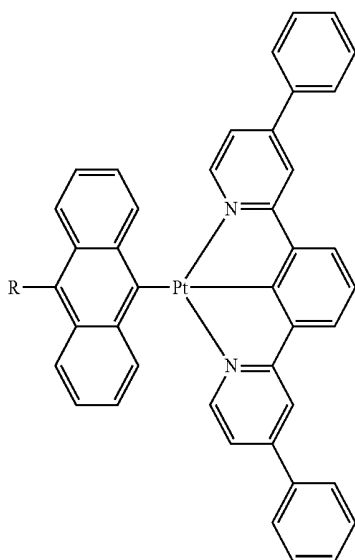
Compound 21G

20



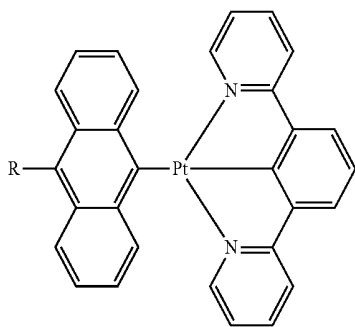
Compound 22G

35



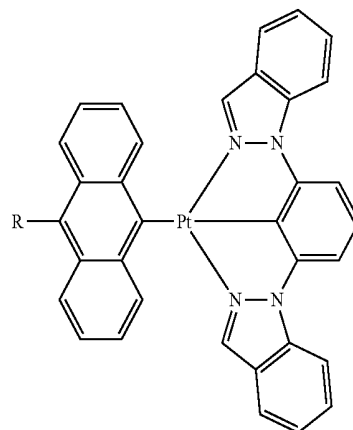
Compound 23G

55



65

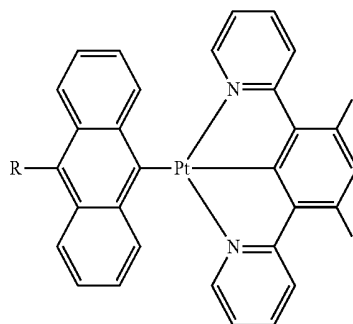
32
-continued



Compound 24G

25

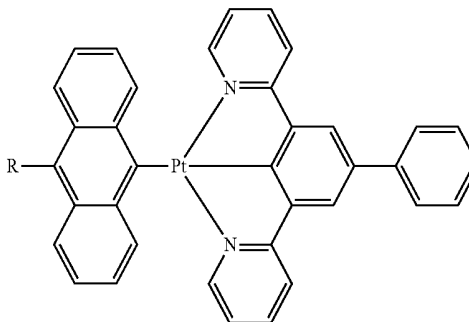
30



Compound 25G

40

45

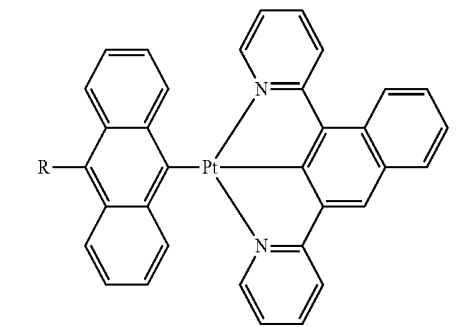


Compound 26G

50

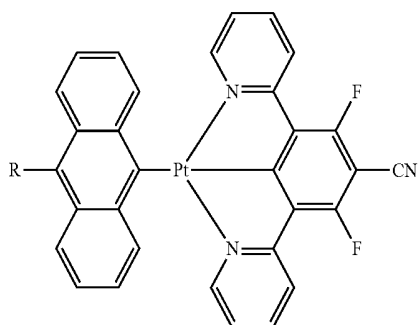
Compound 27G

60

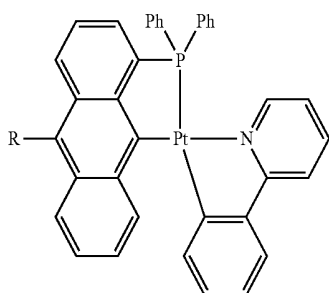


33
-continued

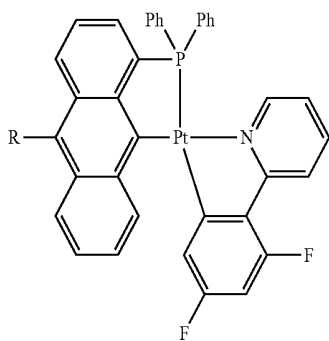
Compound 28G



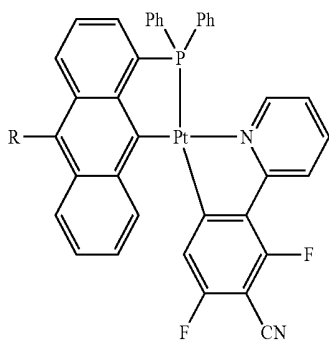
Compound 29G



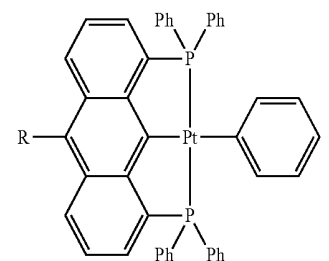
Compound 30G



Compound 31G

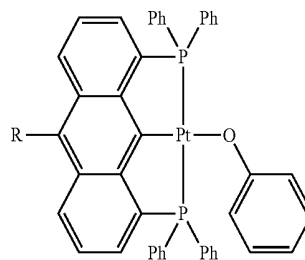


Compound 32G

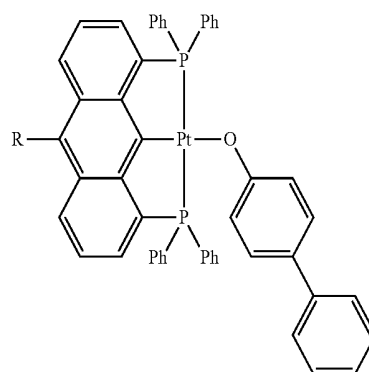


34
-continued

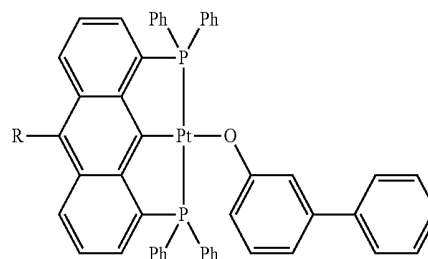
Compound 33G



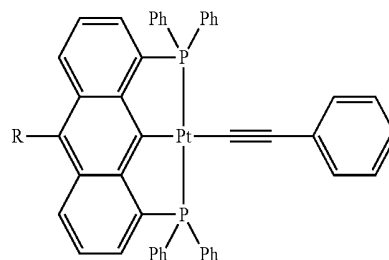
Compound 34G



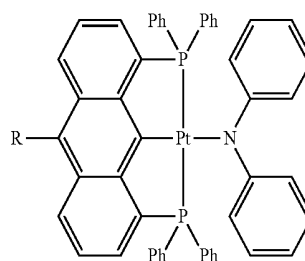
Compound 35G



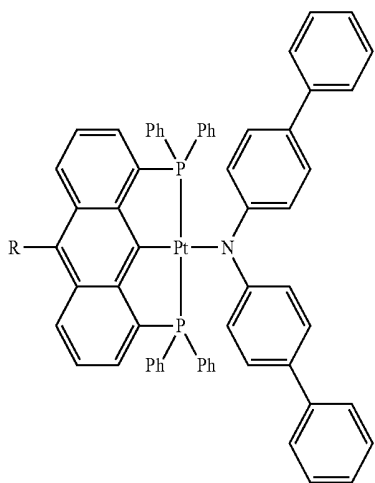
Compound 36G



Compound 37G



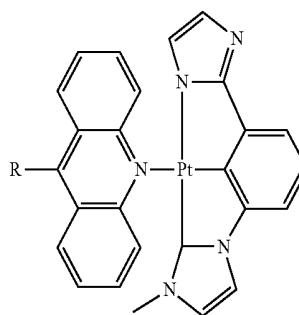
35
-continued



Compound 38G

5

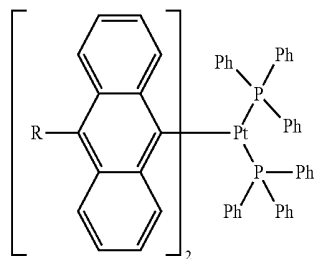
36
-continued



Compound 42G

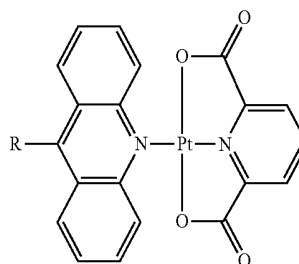
10

15



Compound 39G

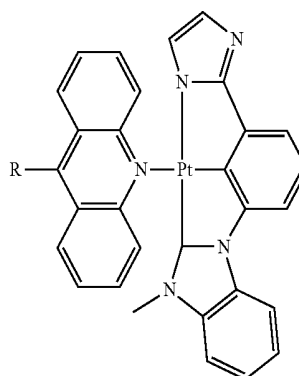
25



Compound 43G

20

30

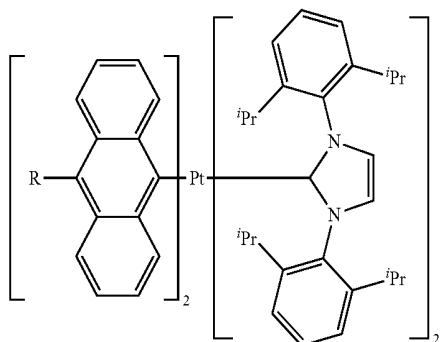


Compound 44G

35

Compound 40G

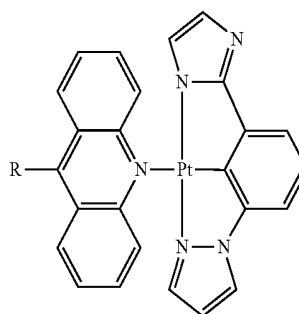
40



Compound 45G

45

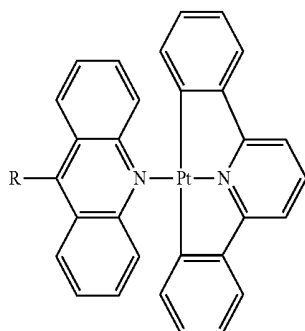
50



Compound 46G

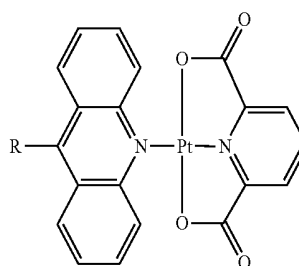
Compound 41G

55



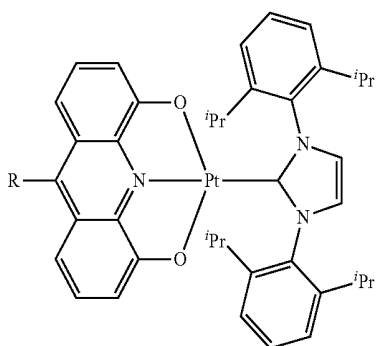
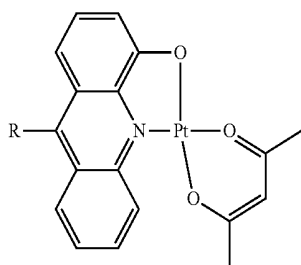
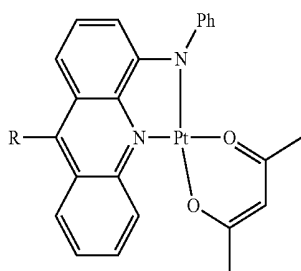
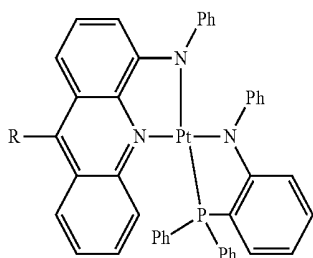
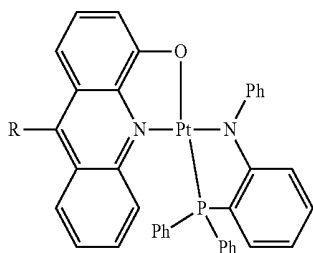
60

65



37

-continued



38

-continued

Compound 47G

5

10

15

Compound 48G

20

25

Compound 49G

30

35

40

Compound 50G

45

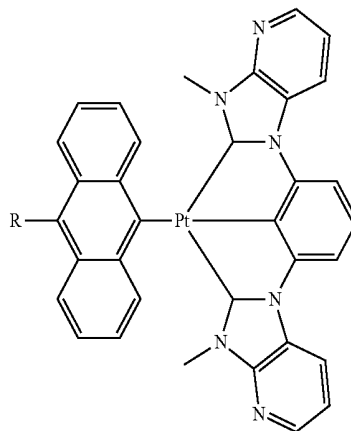
50

Compound 51G

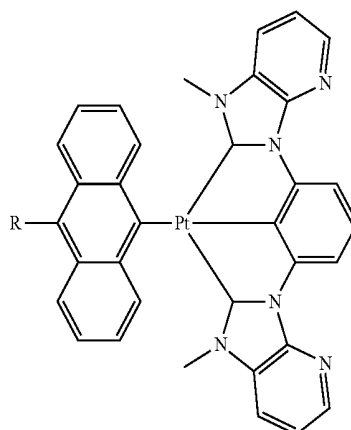
55

60

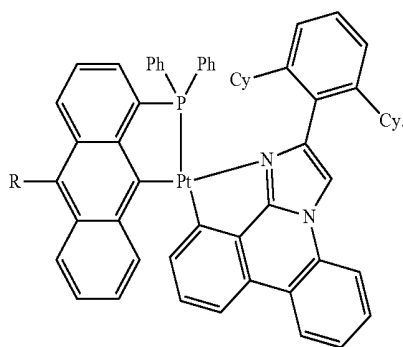
Compound 52G



Compound 53G


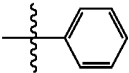
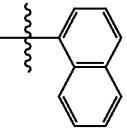
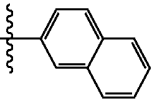
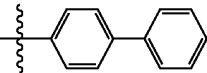
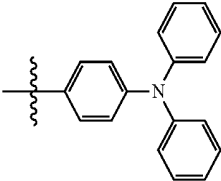


Compound 54G



Preferred compounds include compounds having the general structures provided above that has a preferred substituent as R. In particular, preferred compounds are selected from the group consisting of:

TABLE 1

Formula						
---------	---	---	---	---	--	---

1	x					
1		x				
1			x			
1				x		
1					x	
1						x
1						
1						
2	x					
2		x				
2			x			
2				x		
2					x	
2						x
2						
2						
3	x					
3		x				
3			x			
3				x		
3					x	
3						x
3						
3						
4	x					
4		x				
4			x			
4				x		
4					x	
4						x
4						
4						
5	x					
5		x				
5			x			
5				x		
5					x	
5						x
5						
5						
6	x					
6		x				
6			x			
6				x		
6					x	
6						x
6						
6						
7	x					
7		x				
7			x			
7				x		
7					x	
7						x
7						
7						
8	x					
8		x				
8			x			
8				x		
8					x	
8						x
8						
8						

TABLE 1-continued

8						
8						
9	x					
9		x				
9			x			
9				x		
9					x	
9						x
9						
9						
10	x					
10		x				
10			x			
10				x		
10					x	
10						x
10						
11	x					
11		x				
11			x			
11				x		
11					x	
11						x
11						
11						
12	x					
12		x				
12			x			
12				x		
12					x	
12						x
12						
13	x					
13		x				
13			x			
13				x		
13					x	
13						x
13						
13						
14	x					
14		x				
14			x			
14				x		
14					x	
14						x
14						
14						
15	x					
15		x				
15			x			
15				x		
15					x	
15						x
15						
16	x					
16		x				
16			x			
16				x		
16					x	
16						x
16						
16						
17	x					
17		x				
17			x			
17				x		
17					x	
17						x

TABLE 1-continued

17						
17						
17						
18	x					
18		x				
18			x			
18				x		
18					x	
18						x
18						
18						
19	x					
19		x				
19			x			
19				x		
19					x	
19						x
19						
19						
20	x					
20		x				
20			x			
20				x		
20					x	
20						x
20						
20						
21	x					
21		x				
21			x			
21				x		
21					x	
21						x
21						
21						
22	x					
22		x				
22			x			
22				x		
22					x	
22						x
22						
22						
23	x					
23		x				
23			x			
23				x		
23					x	
23						x
23						
23						
24	x					
24		x				
24			x			
24				x		
24					x	
24						x
24						
24						
25	x					
25		x				
25			x			
25				x		
25					x	
25						x
25						
25						
26	x					
26		x				
26			x			
26				x		
26					x	

TABLE 1-continued

26							x
26							
26							
26							
27	x						
27		x					
27			x				
27				x			
27					x		
27						x	
27							x
27							
27							
28	x						
28		x					
28			x				
28				x			
28					x		
28						x	
28							x
28							
28							
29	x						
29		x					
29			x				
29				x			
29					x		
29						x	
29							x
29							
29							
30	x						
30		x					
30			x				
30				x			
30					x		
30						x	
30							x
30							
30							
31	x						
31		x					
31			x				
31				x			
31					x		
31						x	
31							x
31							
31							
32	x						
32		x					
32			x				
32				x			
32					x		
32						x	
32							x
32							
32							
33	x						
33		x					
33			x				
33				x			
33					x		
33						x	
33							x
33							
33							
34	x						
34		x					
34			x				
34				x			
34					x		
34						x	
34							x
34							
34							
35	x						
35		x					
35			x				
35				x			

TABLE 1-continued

35					x	
35						x
35						
35						
36	x					
36		x				
36			x			
36				x		
36					x	
36						x
36						
37	x					
37		x				
37			x			
37				x		
37					x	
37						x
37						
38	x					
38		x				
38			x			
38				x		
38					x	
38						x
38						
39	x					
39		x				
39			x			
39				x		
39					x	
39						x
39						
40	x					
40		x				
40			x			
40				x		
40					x	
40						x
40						
41	x					
41		x				
41			x			
41				x		
41					x	
41						x
41						
42	x					
42		x				
42			x			
42				x		
42					x	
42						x
42						
43	x					
43		x				
43			x			
43				x		
43					x	
43						x
43						
44	x					
44		x				
44			x			

TABLE 1-continued

44				x		
44					x	
44						x
44						
44						
45	x					
45		x				
45			x			
45				x		
45					x	
45						x
45						
45						
46	x					
46		x				
46			x			
46				x		
46					x	
46						x
46						
46						
47	x					
47		x				
47			x			
47				x		
47					x	
47						x
47						
47						
48	x					
48		x				
48			x			
48				x		
48					x	
48						x
48						
48						
49	x					
49		x				
49			x			
49				x		
49					x	
49						x
49						
49						
50	x					
50		x				
50			x			
50				x		
50					x	
50						x
50						
50						
51	x					
51		x				
51			x			
51				x		
51					x	
51						x
51						
51						
52	x					
52		x				
52			x			
52				x		
52					x	
52						x
52						
52						
53	x					
53		x				

TABLE 1-continued

6			x	6-9
7				7-1
7				7-2
7				7-3
7				7-4
7				7-5
7				7-6
7	x			7-7
7		x		7-8
7			x	7-9
8				8-1
8				8-2
8				8-3
8				8-4
8				8-5
8				8-6
8	x			8-7
8		x		8-8
8			x	8-9
9				9-1
9				9-2
9				9-3
9				9-4
9				9-5
9				9-6
9	x			9-7
9		x		9-8
9			x	9-9
10				10-1
10				10-2
10				10-3
10				10-4
10				10-5
10				10-6
10	x			10-7
10		x		10-8
10			x	10-9
11				11-1
11				11-2
11				11-3
11				11-4
11				11-5
11				11-6
11	x			11-7
11		x		11-8
11			x	11-9
12				12-1
12				12-2
12				12-3
12				12-4
12				12-5
12				12-6
12	x			12-7
12		x		12-8
12			x	12-9
13				13-1
13				13-2
13				13-3
13				13-4
13				13-5
13				13-6
13	x			13-7
13		x		13-8
13			x	13-9
14				14-1
14				14-2
14				14-3
14				14-4
14				14-5
14				14-6
14	x			14-7
14		x		14-8
14			x	14-9
15				15-1
15				15-2
15				15-3
15				15-4
15				15-5
15				15-6
15	x			15-7

TABLE 1-continued

15		x		15-8
15			x	15-9
16				16-1
16				16-2
16				16-3
16				16-4
16				16-5
16				16-6
16	x			16-7
16		x		16-8
16			x	16-9
17				17-1
17				17-2
17				17-3
17				17-4
17				17-5
17				17-6
17	x			17-7
17		x		17-8
17			x	17-9
18				18-1
18				18-2
18				18-3
18				18-4
18				18-5
18				18-6
18	x			18-7
18		x		18-8
18			x	18-9
19				19-1
19				19-2
19				19-3
19				19-4
19				19-5
19				19-6
19	x			19-7
19		x		19-8
19			x	19-9
20				20-1
20				20-2
20				20-3
20				20-4
20				20-5
20				20-6
20	x			20-7
20		x		20-8
20			x	20-9
21				21-1
21				21-2
21				21-3
21				21-4
21				21-5
21				21-6
21	x			21-7
21		x		21-8
21			x	21-9
22				22-1
22				22-2
22				22-3
22				22-4
22				22-5
22				22-6
22	x			22-7
22		x		22-8
22			x	22-9
23				23-1
23				23-2
23				23-3
23				23-4
23				23-5
23				23-6
23	x			23-7
23		x		23-8
23			x	23-9
24				24-1
24				24-2
24				24-3
24				24-4
24				24-5
24				24-6

TABLE 1-continued

24				24-7
24	x			24-8
24		x		24-9
25			x	25-1
25				25-2
25				25-3
25				25-4
25				25-5
25				25-6
25	x			25-7
25		x		25-8
25			x	25-9
26				26-1
26				26-2
26				26-3
26				26-4
26				26-5
26				26-6
26	x			26-7
26		x		26-8
26			x	26-9
27				27-1
27				27-2
27				27-3
27				27-4
27				27-5
27				27-6
27	x			27-7
27		x		27-8
27			x	27-9
28				28-1
28				28-2
28				28-3
28				28-4
28				28-5
28				28-6
28	x			28-7
28		x		28-8
28			x	28-9
29				29-1
29				29-2
29				29-3
29				29-4
29				29-5
29				29-6
29	x			29-7
29		x		29-8
29			x	29-9
30				30-1
30				30-2
30				30-3
30				30-4
30				30-5
30				30-6
30	x			30-7
30		x		30-8
30			x	30-9
31				31-1
31				31-2
31				31-3
31				31-4
31				31-5
31				31-6
31	x			31-7
31		x		31-8
31			x	31-9
32				32-1
32				32-2
32				32-3
32				32-4
32				32-5
32				32-6
32	x			32-7
32		x		32-8
32			x	32-9
33				33-1
33				33-2
33				33-3
33				33-4
33				33-5

TABLE 1-continued

33				33-6
33	x			33-7
33		x		33-8
33			x	33-9
34				34-1
34				34-2
34				34-3
34				34-4
34				34-5
34				34-6
34	x			34-7
34		x		34-8
34			x	34-9
35				35-1
35				35-2
35				35-3
35				35-4
35				35-5
35				35-6
35	x			35-7
35		x		35-8
35			x	35-9
36				36-1
36				36-2
36				36-3
36				36-4
36				36-5
36				36-6
36	x			36-7
36		x		36-8
36			x	36-9
37				37-1
37				37-2
37				37-3
37				37-4
37				37-5
37				37-6
37	x			37-7
37		x		37-8
37			x	37-9
38				38-1
38				38-2
38				38-3
38				38-4
38				38-5
38				38-6
38	x			38-7
38		x		38-8
38			x	38-9
39				39-1
39				39-2
39				39-3
39				39-4
39				39-5
39				39-6
39	x			39-7
39		x		39-8
39			x	39-9
40				40-1
40				40-2
40				40-3
40				40-4
40				40-5
40				40-6
40	x			40-7
40		x		40-8
40			x	40-9
41				41-1
41				41-2
41				41-3
41				41-4
41				41-5
41				41-6
41	x			41-7
41		x		41-8
41			x	41-9
42				42-1
42				42-2
42				42-3
42				42-4

TABLE 1-continued

42				42-5
42				42-6
42	x			42-7
42		x		42-8
42			x	42-9
43				43-1
43				43-2
43				43-3
43				43-4
43				43-5
43				43-6
43	x			43-7
43		x		43-8
43			x	43-9
44				44-1
44				44-2
44				44-3
44				44-4
44				44-5
44				44-6
44	x			44-7
44		x		44-8
44			x	44-9
45				45-1
45				45-2
45				45-3
45				45-4
45				45-5
45				45-6
45	x			45-7
45		x		45-8
45			x	45-9
46				46-1
46				46-2
46				46-3
46				46-4
46				46-5
46				46-6
46	x			46-7
46		x		46-8
46			x	46-9
47				47-1
47				47-2
47				47-3
47				47-4
47				47-5
47				47-6
47	x			47-7
47		x		47-8
47			x	47-9
48				48-1
48				48-2
48				48-3
48				48-4
48				48-5
48				48-6
48	x			48-7
48		x		48-8
48			x	48-9
49				49-1
49				49-2
49				49-3
49				49-4
49				49-5
49				49-6
49	x			49-7
49		x		49-8
49			x	49-9
50				50-1
50				50-2
50				50-3
50				50-4
50				50-5
50				50-6
50	x			50-7
50		x		50-8
50			x	50-9
51				51-1
51				51-2
51				51-3

TABLE 1-continued

51					51-4
51					51-5
51					51-6
51	x				51-7
51			x		51-8
51				x	51-9
52					52-1
52					52-2
52					52-3
52					52-4
52					52-5
52					52-6
52	x				52-7
52			x		52-8
52				x	52-9
53					53-1
53					53-2
53					53-3
53					53-4
53					53-5
53					53-6
53	x				53-7
53			x		53-8
53				x	53-9
54					54-1
54					54-2
54					54-3
54					54-4
54					54-5
54					54-6
54	x				54-7
54			x		54-8
54				x	54-9

TABLE 2

Formula						Compound
1	x					1-10
1		x				1-11
1			x			1-12
1				x		1-13
1					x	1-14
2	x					2-10
2		x				2-11
2			x			2-12
2				x		2-13
2					x	2-14
3	x					3-10
3		x				3-11
3			x			3-12
3				x		3-13
3					x	3-14
4	x					4-10
4		x				4-11
4			x			4-12
4				x		4-13
4					x	4-14
5	x					5-10
5		x				5-11
5			x			5-12
5				x		5-13
5					x	5-14
6	x					6-10
6		x				6-11
6			x			6-12
6				x		6-13
6					x	6-14
7	x					7-10

TABLE 2-continued

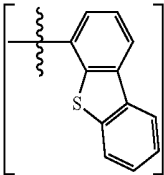
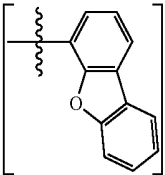
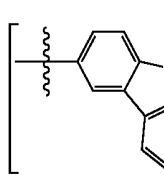
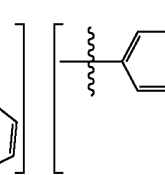
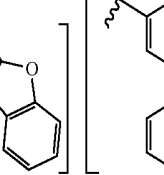
Formula						Compound
7		x				7-11
7			x			7-12
7				x		7-13
7					x	7-14
8	x					8-10
8		x				8-11
8			x			8-12
8				x		8-13
8					x	8-14
9	x					9-10
9		x				9-11
9			x			9-12
9				x		9-13
9					x	9-14
10	x					10-10
10		x				10-11
10			x			10-12
10				x		10-13
10					x	10-14
11	x					11-10
11		x				11-11
11			x			11-12
11				x		11-13
11					x	11-14
12	x					12-10
12		x				12-11
12			x			12-12
12				x		12-13
12					x	12-14
13	x					13-10
13		x				13-11
13			x			13-12
13				x		13-13
13					x	13-14
14	x					14-10
14		x				14-11
14			x			14-12
14				x		14-13
14					x	14-14
15	x					15-10
15		x				15-11
15			x			15-12
15				x		15-13
15					x	15-14
16	x					16-10
16		x				16-11
16			x			16-12
16				x		16-13
16					x	16-14
17	x					17-10
17		x				17-11
17			x			17-12
17				x		17-13
17					x	17-14
18	x					18-10
18		x				18-11
18			x			18-12
18				x		18-13
18					x	18-14
19	x					19-10
19		x				19-11
19			x			19-12
19				x		19-13
19					x	19-14
20	x					20-10
20		x				20-11
20			x			20-12
20				x		20-13
20					x	20-14

TABLE 2-continued

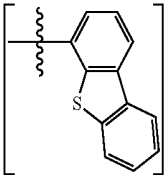
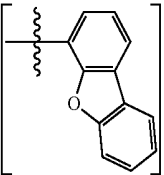
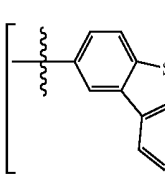
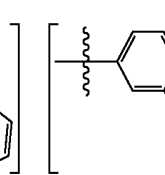
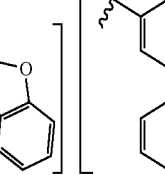
Formula						Compound
21	x					21-10
21		x				21-11
21			x			21-12
21				x		21-13
21					x	21-14
22	x					22-10
22		x				22-11
22			x			22-12
22				x		22-13
22					x	22-14
23	x					23-10
23		x				23-11
23			x			23-12
23				x		23-13
23					x	23-14
24	x					24-10
24		x				24-11
24			x			24-12
24				x		24-13
24					x	24-14
25	x					25-10
25		x				25-11
25			x			25-12
25				x		25-13
25					x	25-14
26	x					26-10
26		x				26-11
26			x			26-12
26				x		26-13
26					x	26-14
27	x					27-10
27		x				27-11
27			x			27-12
27				x		27-13
27					x	27-14
28	x					28-10
28		x				28-11
28			x			28-12
28				x		28-13
28					x	28-14
29	x					29-10
29		x				29-11
29			x			29-12
29				x		29-13
29					x	29-14
30	x					30-10
30		x				30-11
30			x			30-12
30				x		30-13
30					x	30-14
31	x					31-10
31		x				31-11
31			x			31-12
31				x		31-13
31					x	31-14
32	x					32-10
32		x				32-11
32			x			32-12
32				x		32-13
32					x	32-14
33	x					33-10
33		x				33-11
33			x			33-12
33				x		33-13
33					x	33-14
34	x					34-10
34		x				34-11
34			x			34-12
34				x		34-13

TABLE 2-continued

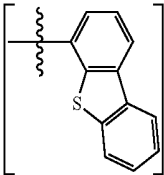
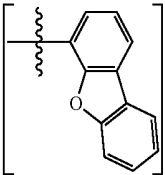
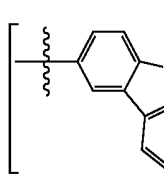
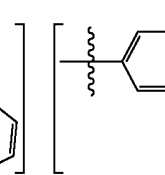
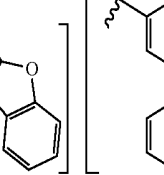
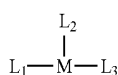
Formula						Compound
34					x	34-14
35	x					35-10
35		x				35-11
35			x			35-12
35				x		35-13
35					x	35-14
36	x					36-10
36		x				36-11
36			x			36-12
36				x		36-13
36					x	36-14
37	x					37-10
37		x				37-11
37			x			37-12
37				x		37-13
37					x	37-14
38	x					38-10
38		x				38-11
38			x			38-12
38				x		38-13
38					x	38-14
39	x					39-10
39		x				39-11
39			x			39-12
39				x		39-13
39					x	39-14
40	x					40-10
40		x				40-11
40			x			40-12
40				x		40-13
40					x	40-14
41	x					41-10
41		x				41-11
41			x			41-12
41				x		41-13
41					x	41-14
42	x					42-10
42		x				42-11
42			x			42-12
42				x		42-13
42					x	42-14
43	x					43-10
43		x				43-11
43			x			43-12
43				x		43-13
43					x	43-14
44	x					44-10
44		x				44-11
44			x			44-12
44				x		44-13
44					x	44-14
45	x					45-10
45		x				45-11
45			x			45-12
45				x		45-13
45					x	45-14
46	x					46-10
46		x				46-11
46			x			46-12
46				x		46-13
46					x	46-14
47	x					47-10
47		x				47-11
47			x			47-12
47				x		47-13
47					x	47-14
48	x					48-10
48		x				48-11
48			x			48-12

TABLE 2-continued

Formula						Compound
48				x		48-13
48					x	48-14
49	x					49-10
49		x				49-11
49			x			49-12
49				x		49-13
49					x	49-14
50	x					50-10
50		x				50-11
50			x			50-12
50				x		50-13
50					x	50-14
51	x					51-10
51		x				51-11
51			x			51-12
51				x		51-13
51					x	51-14
52	x					52-10
52		x				52-11
52			x			52-12
52				x		52-13
52					x	52-14
53	x					53-10
53		x				53-11
53			x			53-12
53				x		53-13
53					x	53-14
54	x					54-10
54		x				54-11
54			x			54-12
54				x		54-13
54					x	54-14

In one aspect, the triplet energy of the



moiety is higher than 450 nm.

In another aspect, the compound has a luminescence lifetime having a long component of more than 0.1 microseconds.

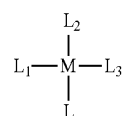
A first device comprising an organic light emitting device is also provided. The first device further comprises an anode, a cathode, and an organic layer, disposed between the anode and the cathode. The organic layer comprises a compound comprising a ligand L having Formula I, as described above.

X is C or N. R is selected from alkyl, alkenyl, alkynyl, amino, alkoxy, silyl, phosphino, mercaptyl, aryl or heteroaryl. R₂ and R₃ may represent mono, di, tri, or tetra substitutions. R₂ and R₃ are independently selected from the group consisting of hydrogen, alkyl, alkoxy, amino, alkenyl, alkynyl, aryl and heteroaryl. The ligand L is coordinated to a metal M through coordinating atom X. M is a transition metal. The ligand L is optionally linked to a second ligand, which is also coordinated to the metal M.

In one aspect, the metal M is four coordinate. Preferably, the metal M is a 3rd row transition metal. More preferably, M is Pt.

In another aspect, R₂ and R₃ are fused cyclic or heterocyclic rings.

In one aspect, the compound has the formula:

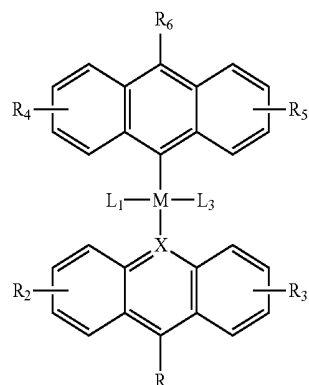


Formula II

L₁, L₂, and L₃ are independently C, N, O, Si, P, S, or Se coordinating ligands to the metal M.

In another aspect, one of L₁, L₂, and L₃ is anthracenyl.

In one aspect, the compound has the formula:



Formula III

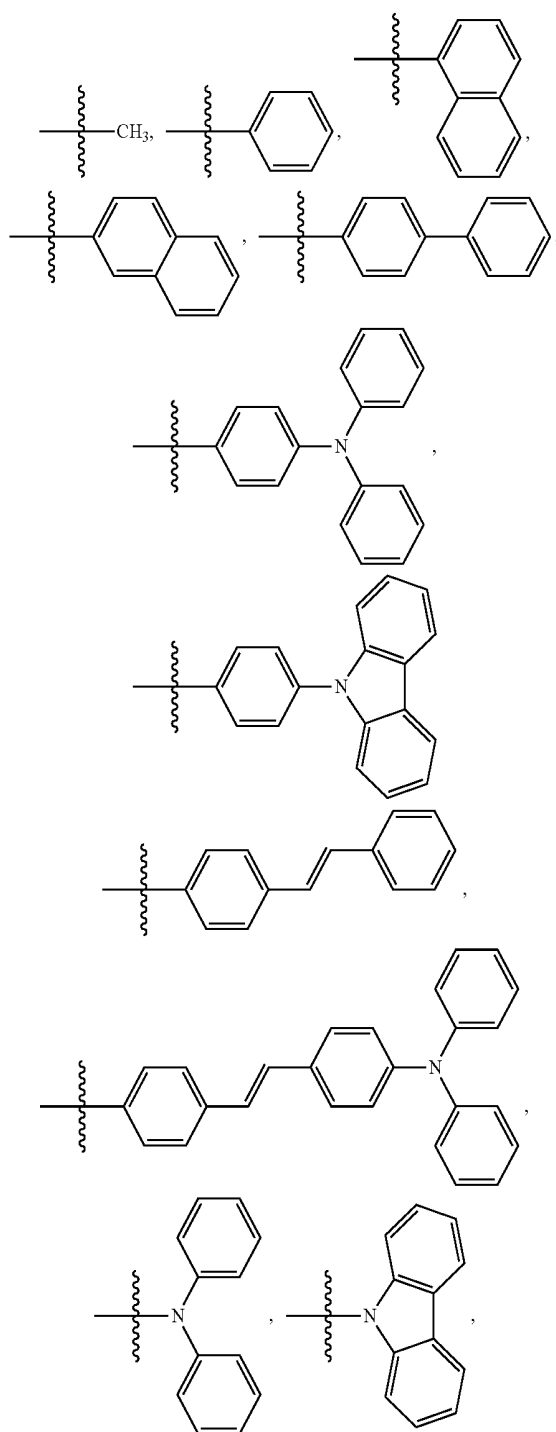
R₆ is selected from alkyl, alkenyl, alkynyl, amino, alkoxy, silyl, phosphino, mercaptyl, aryl or heteroaryl. R₄ and R₅

73

may represent mono, di, tri, or tetra substitutions. R_4 and R_5 are independently selected from the group consisting of hydrogen, alkyl, alkoxy, amino, alkenyl, alkynyl, aryl and heteroaryl.

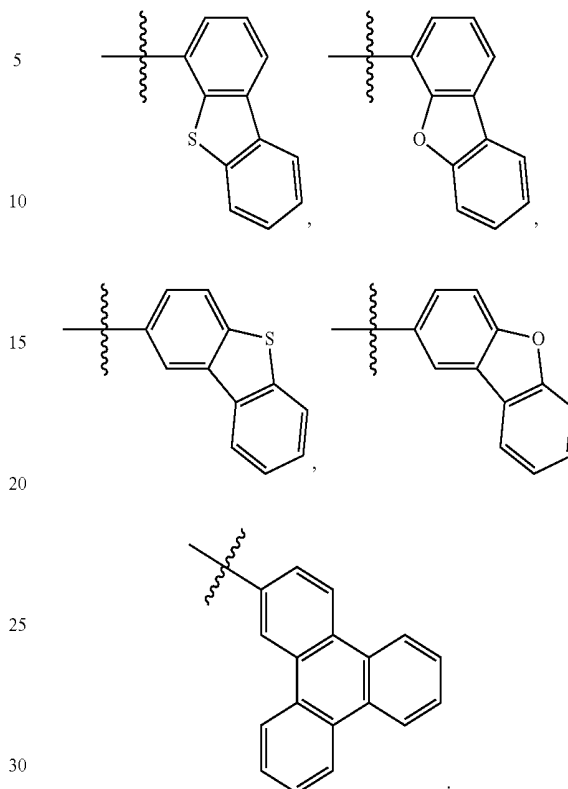
In one aspect, the compound is neutral. The compound is preferably neutral so that vacuum thermal evaporation can be used as a method of device fabrication. Without being bound by theory, it is believed that devices with neutral compounds may also be more stable. In another aspect, the compound is charged.

In one aspect, R is aryl or heteroaryl. In another aspect, R is selected from the group consisting of:



74

-continued

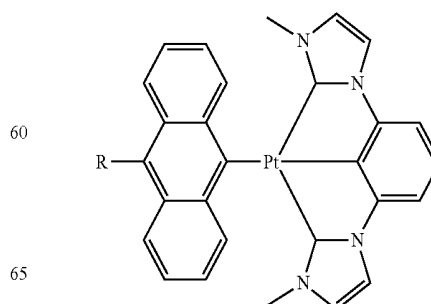


In one aspect, any two of L, L_1 , L_2 , and L_3 are linked together to form a bidentate ligand. For example, at least one of L_1 and L_2 , L_2 and L_3 , L_1 and L, or L_3 and L are linked together to form a bidentate ligand. In another aspect, at least one of the bidentate ligands forms a 5-member cyclometalating ring with M.

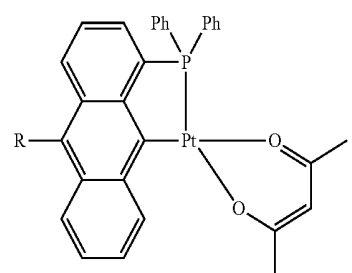
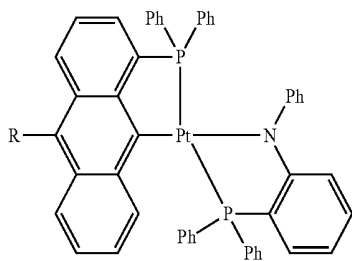
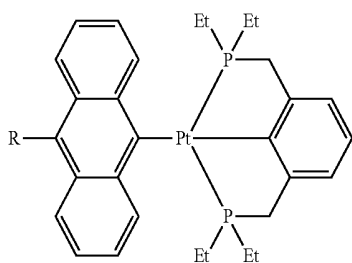
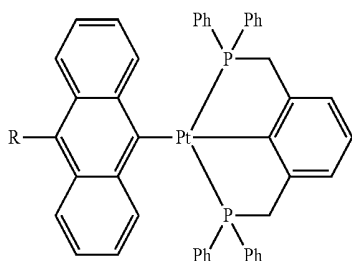
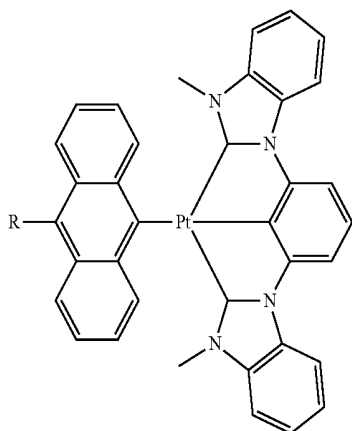
In one aspect, any three of L, L_1 , L_2 , and L_3 are linked together to form a tridentate ligand. For example, one of L_1 , L_2 , and L_3 or L_1 , L and L_3 are linked together to form a tridentate ligand. In another aspect, the tridentate ligand forms at least one 5-member cyclometalating ring with M.

Specific examples of first device comprising these compounds, which themselves comprise an anthracene or acridine ligand, are provided. In particular, the compound is selected from the group consisting of:

Compound 1G

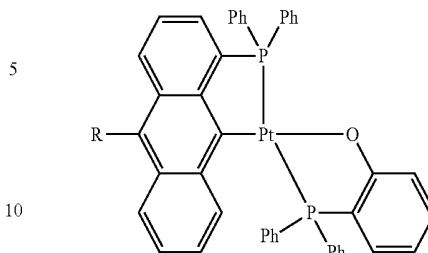


75
-continued



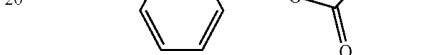
76
-continued

Compound 2G



Compound 7G

Compound 3G



Compound 8G

Compound 4G



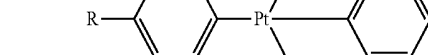
Compound 9G

Compound 5G

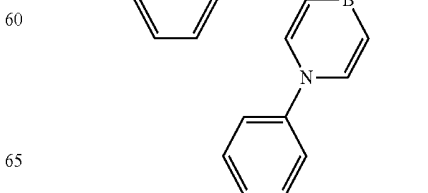


Compound 10G

Compound 6G



Compound 11G



35

40

45

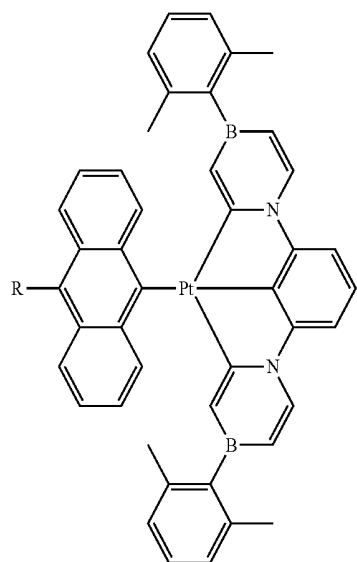
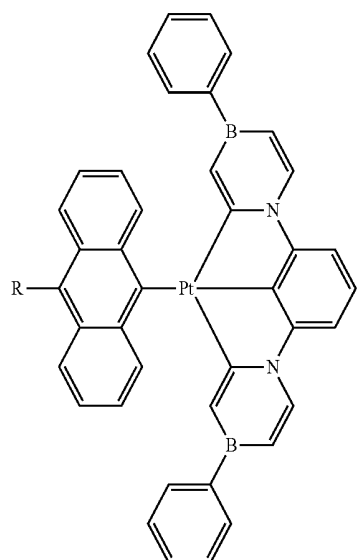
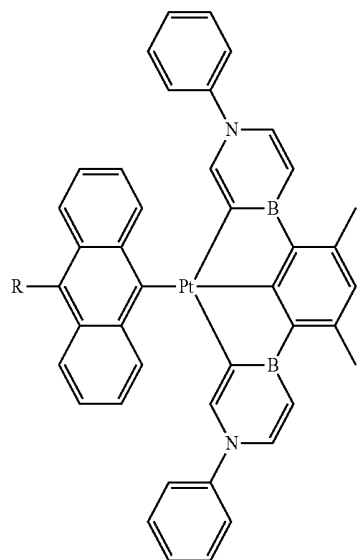
50

55

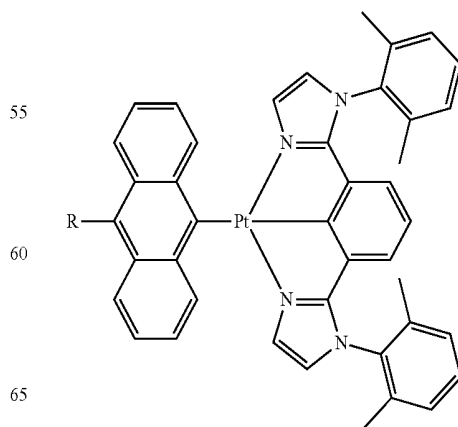
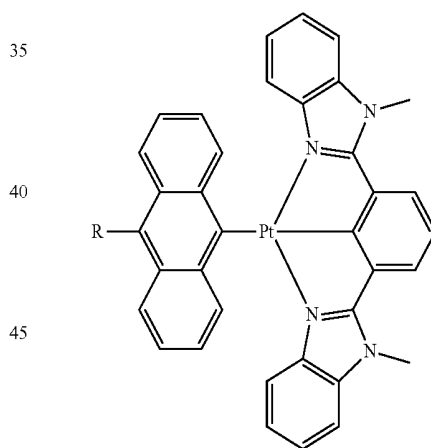
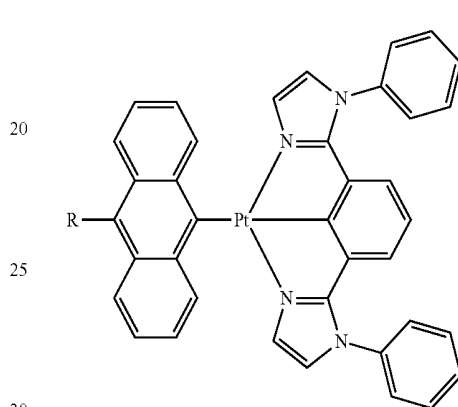
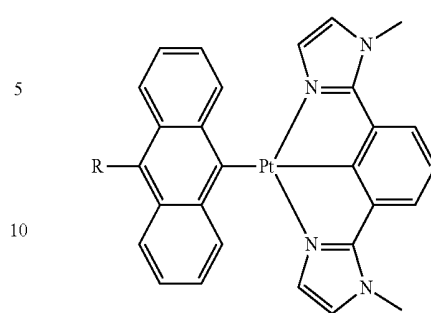
60

65

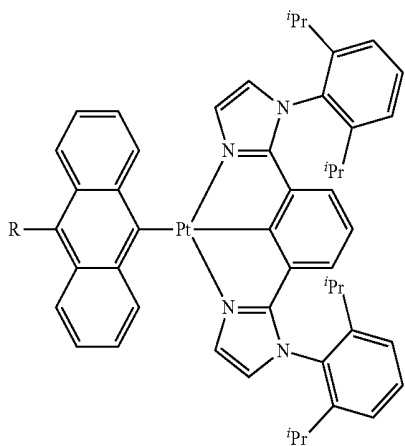
77
-continued



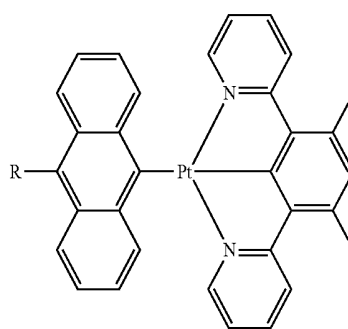
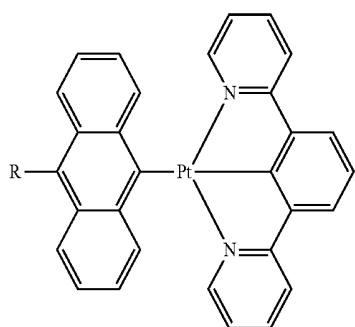
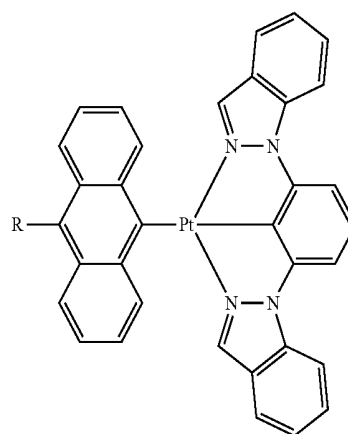
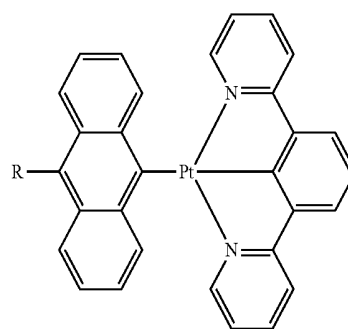
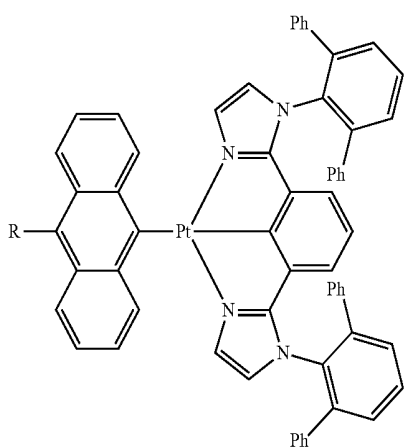
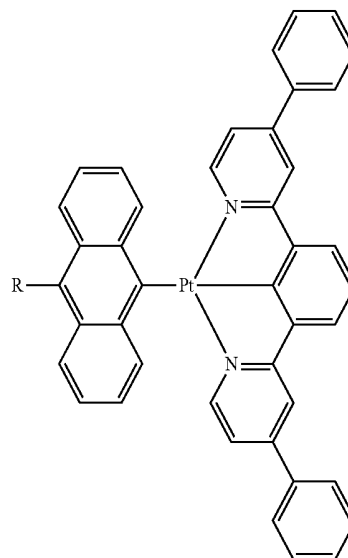
78
-continued



79
-continued

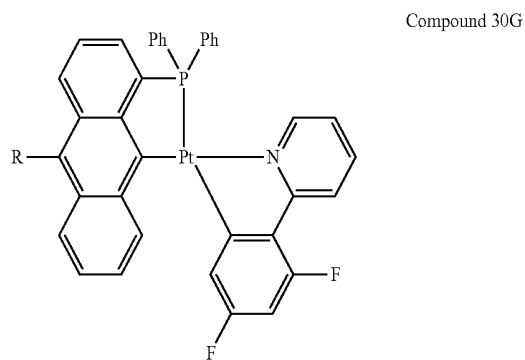
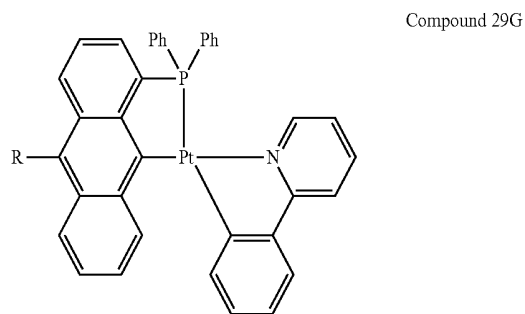
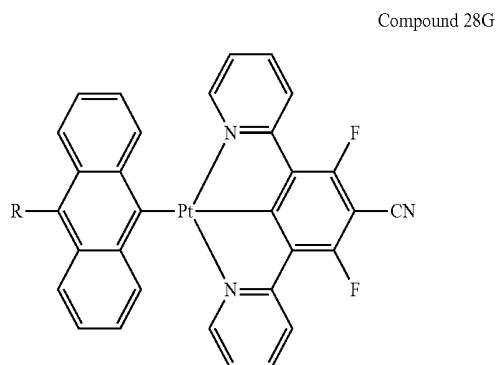
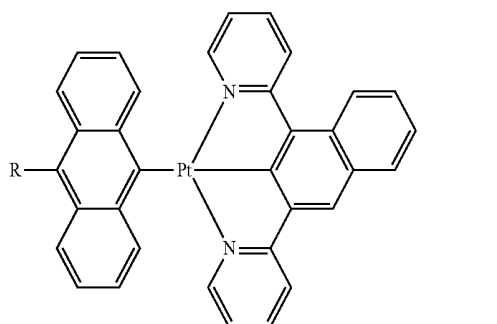
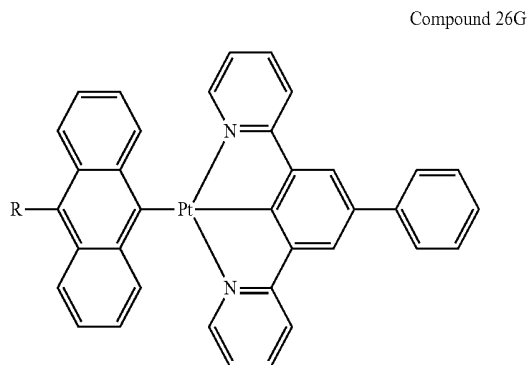


80
-continued



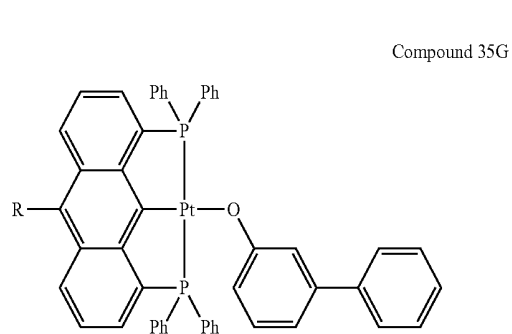
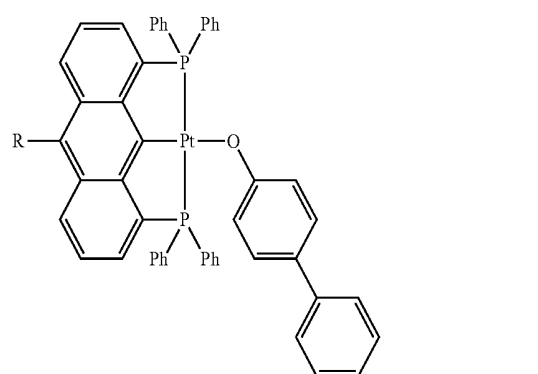
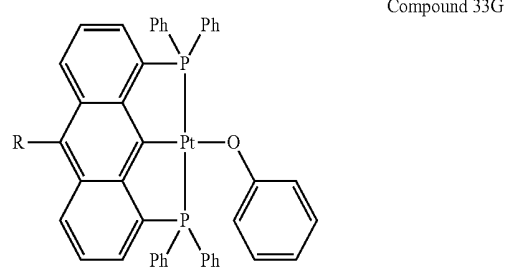
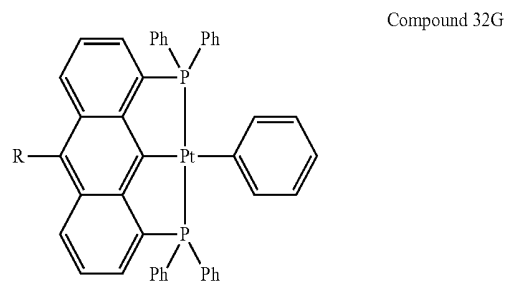
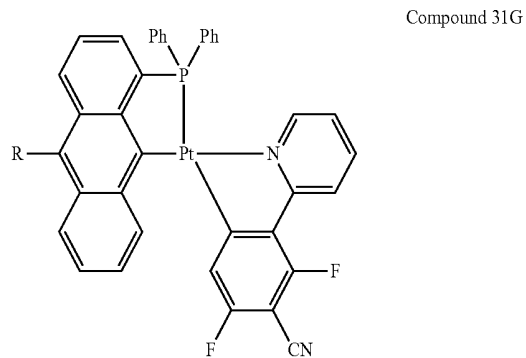
81

-continued



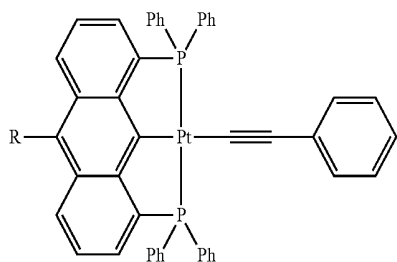
82

-continued



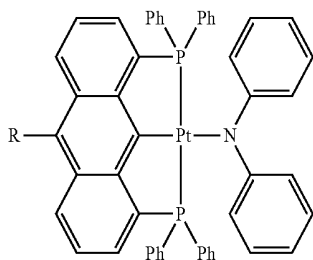
83

-continued



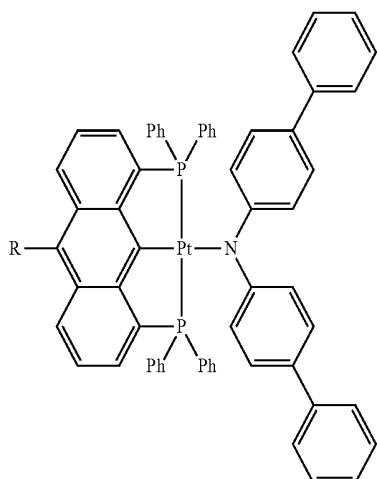
Compound 36G

5



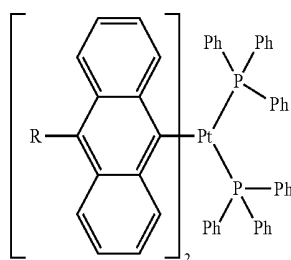
Compound 37G

15



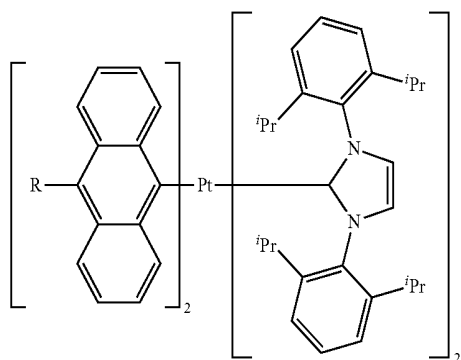
Compound 38G

25



Compound 39G

45



Compound 40G

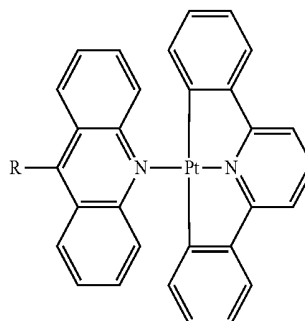
55

60

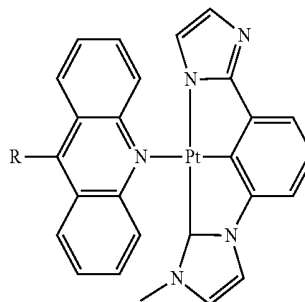
65

84

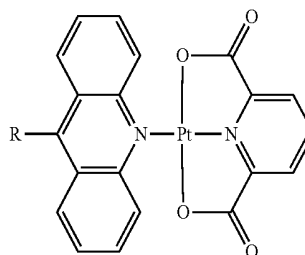
-continued



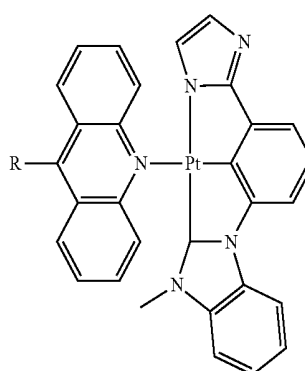
Compound 41G



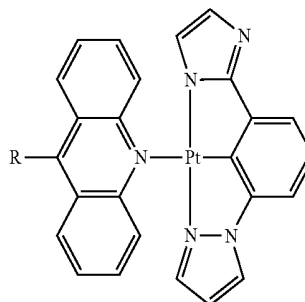
Compound 42G



Compound 43G



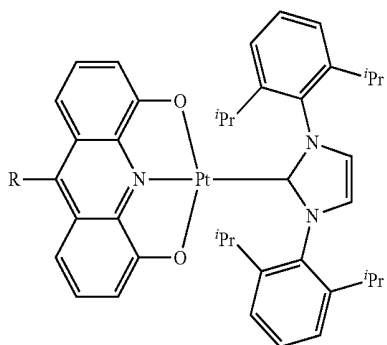
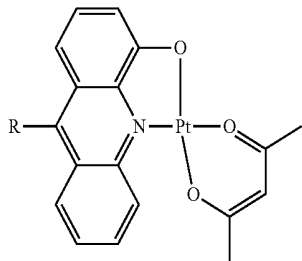
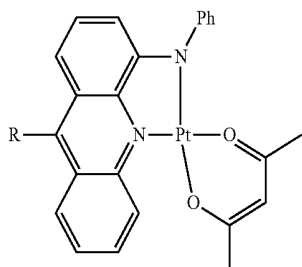
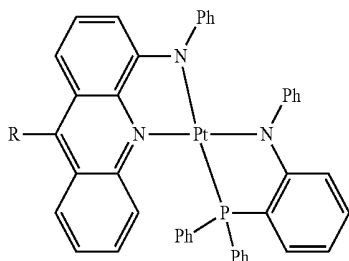
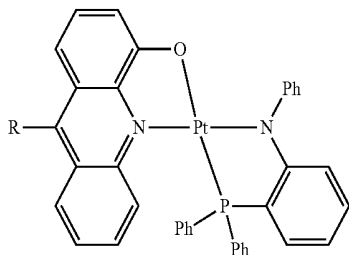
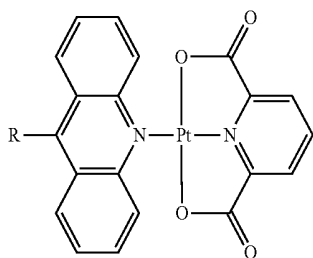
Compound 44G



Compound 45G

85

-continued

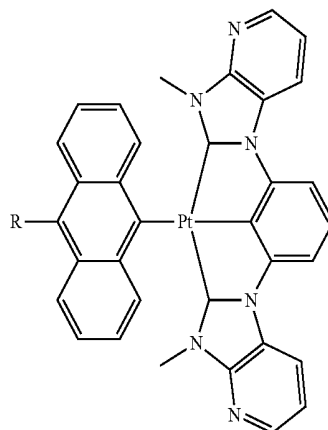


86

-continued

Compound 46G

5



Compound 47G

15

Compound 48G

25

Compound 49G

35

Compound 50G

45

Compound 51G

55

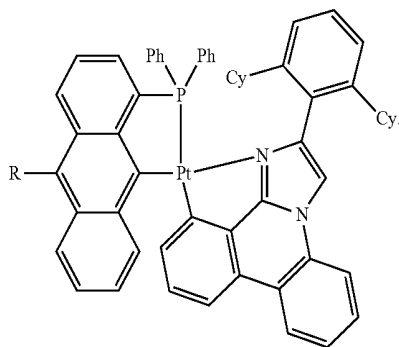
60

65

Compound 52G

Compound 53G

Compound 54G



Particularly preferred compounds include compounds selected from the group consisting of Compound 1-1-Compound 54-14, as shown in Tables 1 and 2.

In one aspect, the organic layer is an emissive layer and the compound is an emissive dopant.

In one aspect, the first device is a consumer product. In another aspect, the first device is an organic light emitting device.

Combination with Other Materials

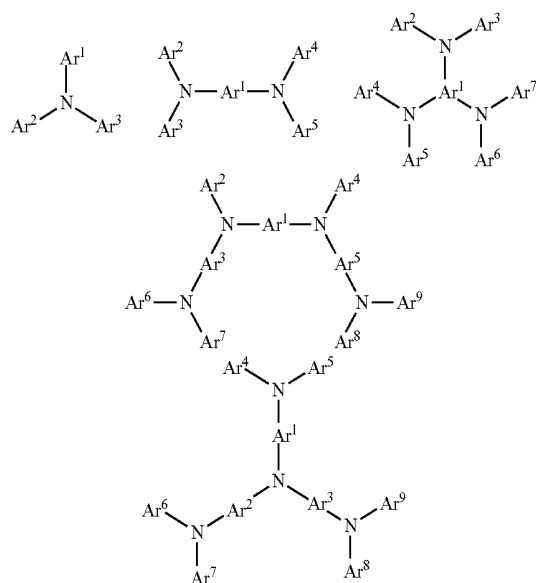
The materials described herein as useful for a particular layer in an organic light emitting device may be used in combination with a wide variety of other materials present in the device. For example, emissive dopants disclosed herein may be used in conjunction with a wide variety of hosts, transport layers, blocking layers, injection layers, electrodes and other layers that may be present. The materials described or referred to below are non-limiting

examples of materials that may be useful in combination with the compounds disclosed herein, and one of skill in the art can readily consult the literature to identify other materials that may be useful in combination.

HIL/HTL:

A hole injecting/transporting material to be used in embodiments of the present invention is not particularly limited, and any compound may be used as long as the compound is typically used as a hole injecting/transporting material. Examples of the material include, but are not limited to: a phthalocyanine or porphyrin derivative; an aromatic amine derivative; an indolocarbazole derivative; a polymer containing fluorohydrocarbon; a polymer with conductivity dopants; a conducting polymer, such as PEDOT/PSS; a self-assembly monomer derived from compounds such as phosphonic acid and silane derivatives; a metal oxide derivative, such as MoO_x ; a p-type semiconducting organic compound, such as 1,4,5,8,9,12-Hexaazatriphenylenehexacarbonitrile; a metal complex, and a cross-linkable compounds.

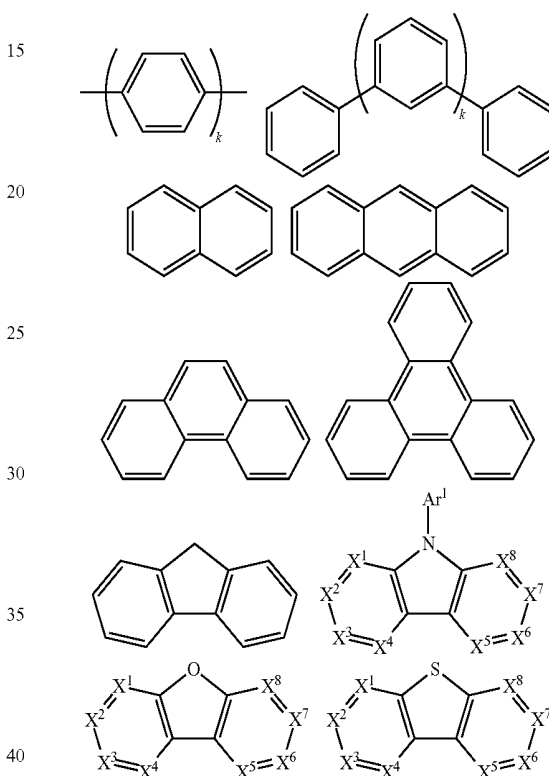
Examples of aromatic amine derivatives used in HIL or HTL include, but are not limited to the following general structures:



Each of Ar^1 to Ar^9 is selected from the group consisting of aromatic hydrocarbon cyclic compounds such as benzene, biphenyl, triphenyl, triphenylene, naphthalene, anthracene, phenalene, phenanthrene, fluorene, pyrene, chrysene, perylene, azulene; group consisting of aromatic heterocyclic compounds such as dibenzothiophene, dibenzofuran, dibenzoselenophene, furan, thiophene, benzofuran, benzothiophene, benzoselenophene, carbazole, indolocarbazole, pyridylindole, pyrrolodipyridine, pyrazole, imidazole, triazole, oxazole, thiazole, oxadiazole, oxatriazole, dioxazole, thiadiazole, pyridine, pyridazine, pyrimidine, pyrazine, triazine, oxazine, oxathiazine, oxadiazine, indole, benzimidazole, indazole, indoxazine, benzoxazole, benzisoxazole, benzothiazole, quinoline, isoquinoline, cinnoline, quinoxaline, quinoxaline, naphthyridine, phthalazine, pteridine, xanthene, acridine, phenazine, phenothiazine, phenoxazine, benzofuropridine, furodipyridine, benzothienopyridine, thienodipyridine, benzoselenophenopyridine, and selenophenodipyridine; and group consisting of 2 to 10 cyclic structural units which are groups of the same type or different

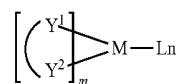
types selected from the aromatic hydrocarbon cyclic group and the aromatic heterocyclic group and are bonded to each other directly or via at least one of oxygen atom, nitrogen atom, sulfur atom, silicon atom, phosphorus atom, boron atom, chain structural unit and the aliphatic cyclic group. Wherein each Ar is further substituted by a substituent selected from the group consisting of hydrogen, alkyl, alkoxy, amino, alkenyl, alkynyl, arylalkyl, heteroalkyl, aryl and heteroaryl.

In one aspect, Ar^1 to Ar^9 is independently selected from the group consisting of:



k is an integer from 1 to 20; X^1 to X^8 is CH or N; Ar^1 has the same group defined above.

Examples of metal complexes used in HIL or HTL include, but are not limited to the following general formula:



M is a metal, having an atomic weight greater than 40; $(\text{Y}^1\text{-Y}^2)$ is a bidentate ligand, Y^1 and Y^2 are independently selected from C, N, O, P, and S; L is an ancillary ligand; m is an integer value from 1 to the maximum number of ligands that may be attached to the metal; and $m+n$ is the maximum number of ligands that may be attached to the metal.

In one aspect, $(\text{Y}^1\text{-Y}^2)$ is a 2-phenylpyridine derivative.

In another aspect, $(\text{Y}^1\text{-Y}^2)$ is a carbene ligand.

In another aspect, M is selected from Ir, Pt, Os, and Zn.

In a further aspect, the metal complex has a smallest oxidation potential in solution vs. Fc^+/Fc couple less than about 0.6 V.

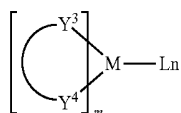
89

Host:

The light emitting layer of the organic EL device in embodiments of the present invention preferably contains at least a metal complex as light emitting material, and may contain a host material using the metal complex as a dopant

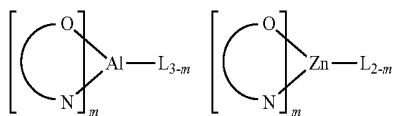
Examples of the host material are not particularly limited, and any metal complexes or organic compounds may be used as long as the triplet energy of the host is larger than that of the dopant.

Examples of metal complexes used as host are preferred to have the following general formula:



M is a metal; (Y³-Y⁴) is a bidentate ligand, Y³ and Y⁴ are independently selected from C, N, O, P, and S; L is an ancillary ligand; m is an integer value from 1 to the maximum number of ligands that may be attached to the metal; and m+n is the maximum number of ligands that may be attached to the metal.

In one aspect, the metal complexes are:



(O—N) is a bidentate ligand, having metal coordinated to atoms O and N.

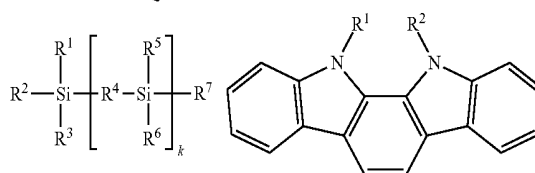
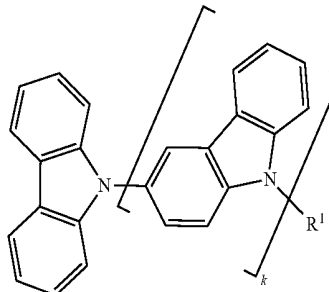
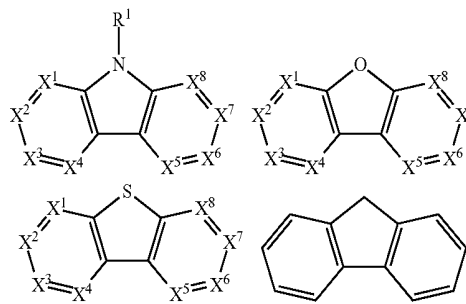
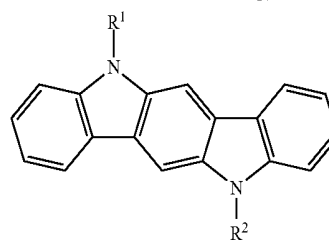
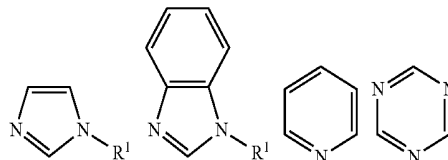
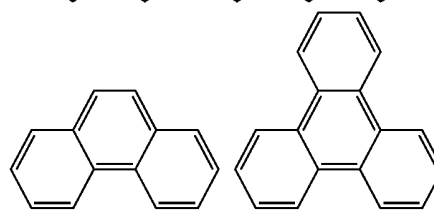
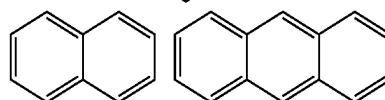
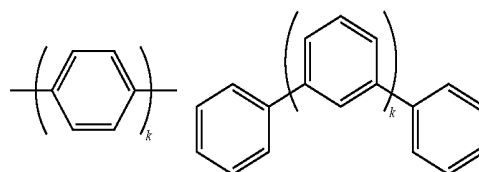
In another aspect, M is selected from Ir and Pt.

In a further aspect, (Y³-Y⁴) is a carbene ligand.

Examples of organic compounds used as host are selected from the group consisting aromatic hydrocarbon cyclic compounds such as benzene, biphenyl, triphenyl, triphenylene, naphthalene, anthracene, phenalene, phenanthrene, fluorene, pyrene, chrysene, perylene, azulene; group consisting aromatic heterocyclic compounds such as dibenzothiophene, dibenzofuran, dibenzoselenophene, furan, thiophene, benzofuran, benzothiophene, benzoselenophene, carbazole, indolocarbazole, pyridylindole, pyrrolodipyridine, pyrazole, imidazole, triazole, oxazole, thiazole, oxadiazole, oxatriazole, dioxazole, thiadiazole, pyridine, pyridazine, pyrimidine, pyrazine, triazine, oxazine, oxathiazine, oxadiazine, indole, benzimidazole, indazole, indoxazine, benzoxazole, benzisoxazole, benzothiazole, quinoline, isoquinoline, cinnoline, quinazoline, quinoxaline, naphthyridine, phthalazine, pteridine, xanthene, acridine, phenazine, phenothiazine, phenoxazine, benzofuropyridine, furodipyridine, benzothienopyridine, thienodipyridine, benzoselenophenopyridine, and selenophenodipyridine; and group consisting 2 to 10 cyclic structural units which are groups of the same type or different types selected from the aromatic hydrocarbon cyclic group and the aromatic heterocyclic group and are bonded to each other directly or via at least one of oxygen atom, nitrogen atom, sulfur atom, silicon atom, phosphorus atom, boron atom, chain structural unit and the aliphatic cyclic group. Wherein each group is further substituted by a substituent selected from the group consisting of hydrogen, alkyl, alkoxy, amino, alkenyl, alkynyl, arylalkyl, heteroalkyl, aryl and heteroaryl.

90

In one aspect, host compound contains at least one of the following groups in the molecule:



R¹ to R⁷ is independently selected from the group consisting of hydrogen, alkyl, alkoxy, amino, alkenyl, alkynyl,

91

arylalkyl, heteroalkyl, aryl and heteroaryl, when it is aryl or heteroaryl, it has the similar definition as Ar's mentioned above.

k is an integer from 0 to 20.

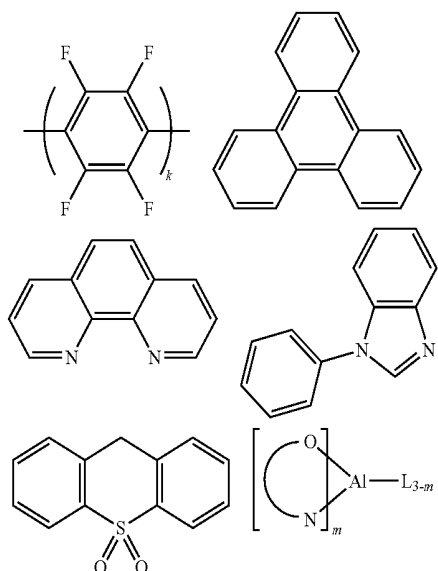
X¹ to X⁸ is selected from CH or N.

HBL:

A hole blocking layer (HBL) may be used to reduce the number of holes and/or excitons that leave the emissive layer. The presence of such a blocking layer in a device may result in substantially higher efficiencies as compared to a similar device lacking a blocking layer. Also, a blocking layer may be used to confine emission to a desired region of an OLED.

In one aspect, compound used in HBL contains the same molecule used as host described above.

In another aspect, compound used in HBL contains at least one of the following groups in the molecule:

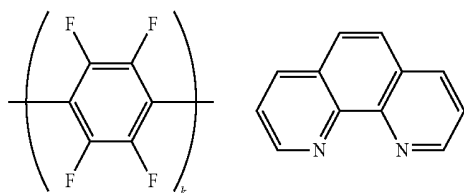


k is an integer from 0 to 20; L is an ancillary ligand, m is an integer from 1 to 3.

ETL:

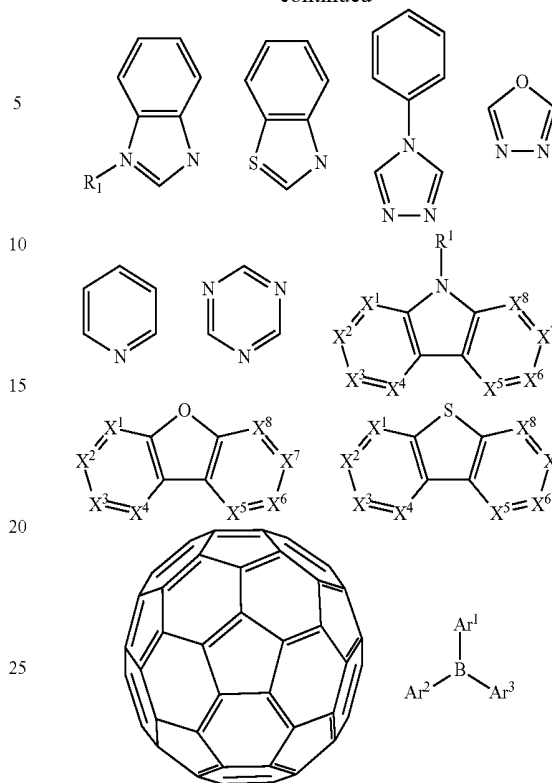
Electron transport layer (ETL) may include a material capable of transporting electrons. Electron transport layer may be intrinsic (undoped), or doped. Doping may be used to enhance conductivity. Examples of the ETL material are not particularly limited, and any metal complexes or organic compounds may be used as long as they are typically used to transport electrons.

In one aspect, compound used in ETL contains at least one of the following groups in the molecule:



92

-continued



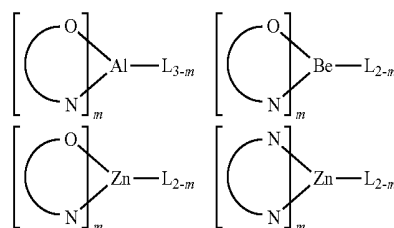
R¹ is selected from the group consisting of hydrogen, alkyl, alkoxy, amino, alkenyl, alkynyl, arylalkyl, heteroalkyl, aryl and heteroaryl, when it is aryl or heteroaryl, it has the similar definition as Ar's mentioned above.

Ar¹ to Ar³ has the similar definition as Ar's mentioned above.

k is an integer from 0 to 20.

X¹ to X⁸ is selected from CH or N.

In another aspect, the metal complexes used in ETL contains, but are not limited to the following general formula:



(O—N) or (N—N) is a bidentate ligand, having metal coordinated to atoms O, N or N, N; L is an ancillary ligand; m is an integer value from 1 to the maximum number of ligands that may be attached to the metal.

In any above-mentioned compounds used in each layer of OLED device, the hydrogen atoms can be partially or fully deuterated.

In addition to and/or in combination with the materials disclosed herein, many hole injection materials, hole transporting materials, host materials, dopant materials, exciton/hole blocking layer materials, electron transporting and electron injecting materials may be used in an OLED. Non-limiting examples of the materials that may be used in an OLED in combination with materials disclosed herein are listed in Table 3 below. Table 3 lists non-limiting classes of materials, non-limiting examples of compounds for each class, and references that disclose the materials.

TABLE 3

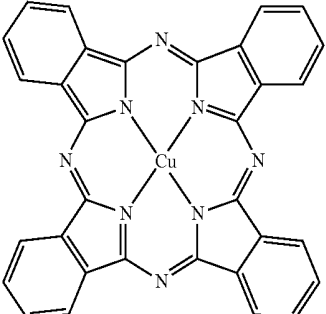
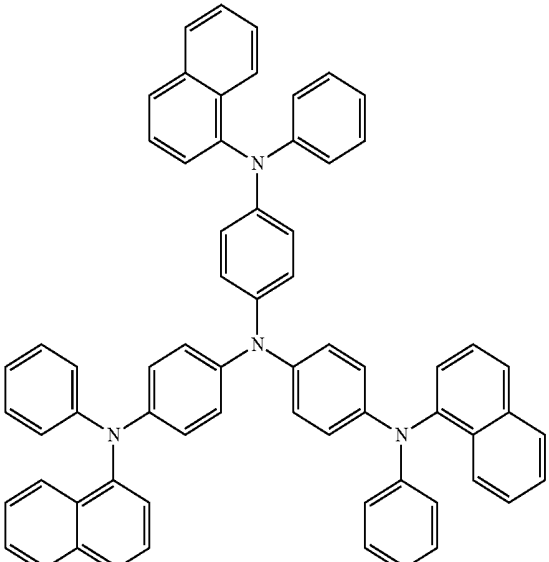
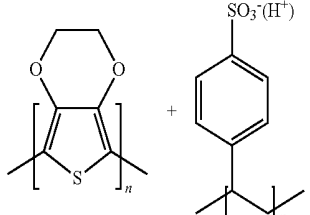
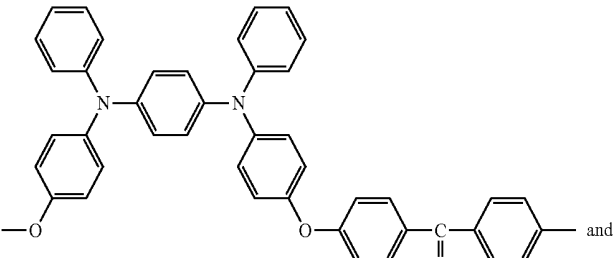
MATERIAL	EXAMPLES OF MATERIAL	PUBLICATIONS
Hole injection materials		
Phthalocyanine and porphyrin compounds		Appl. Phys. Lett. 69, 2160 (1996)
Starburst triarylamines		J. Lumin. 72-74, 985 (1997)
CF _x Fluorohydrocarbon polymer	$\text{---}[\text{CH}_x\text{F}_y]_n\text{---}$	Appl. Phys. Lett. 78, 673 (2001)
Conducting polymers (e.g., PEDOT:PSS, polyaniline, polythiophene)		Synth. Met. 87, 171 (1997) WO2007002683
Phosphonic acid and silane SAMs	$\text{N} \left(\text{---} \langle \text{C}_6\text{H}_4 \text{---} \text{SiCl}_3 \rangle_3 \right)$	US20030162053
Triaryamine or polythiophene polymers with conductivity dopants		EA01725079A1

TABLE 3-continued

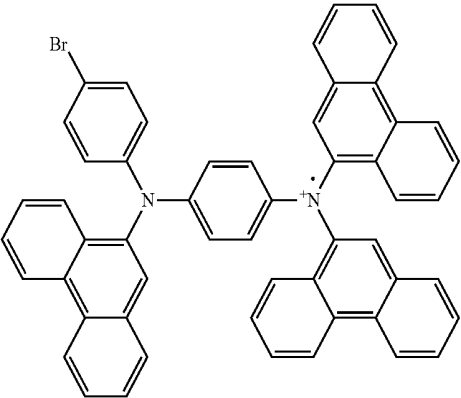
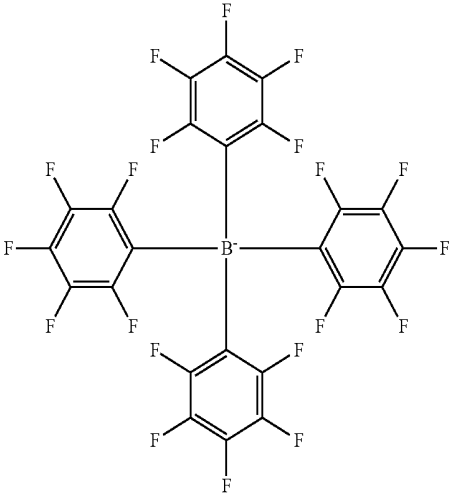
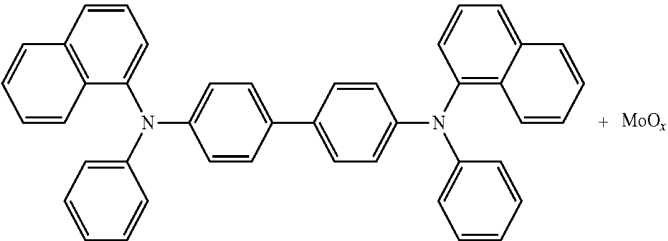
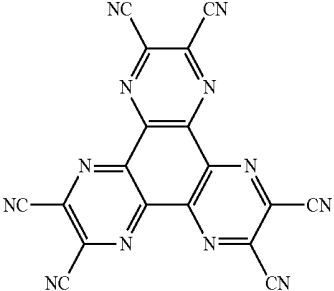
MATERIAL	EXAMPLES OF MATERIAL	PUBLICATIONS
		
		
Arylamines complexed with metal oxides such as molybdenum and tungsten oxides		SID Symposium Digest, 37, 923 (2006) WO2009018009
p-type semiconducting organic complexes		US20020158242

TABLE 3-continued

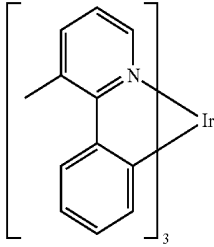
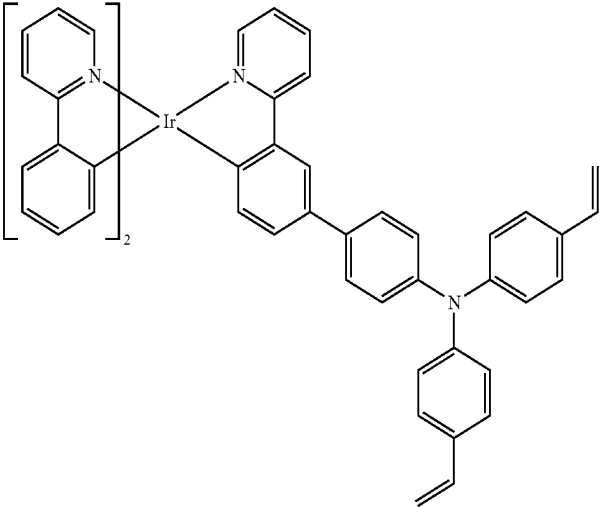
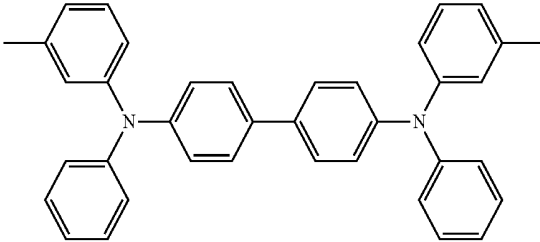
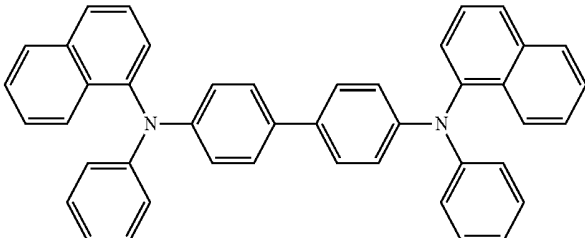
MATERIAL	EXAMPLES OF MATERIAL	PUBLICATIONS
Metal organometallic complexes		US20060240279
Cross-linkable compounds		US20080220265
Hole transporting materials		
Triarylamines (e.g., TPD, α -NPD)		Appl. Phys. Lett. 51, 913 (1987)
		U.S. Pat. No. 5,061,569

TABLE 3-continued

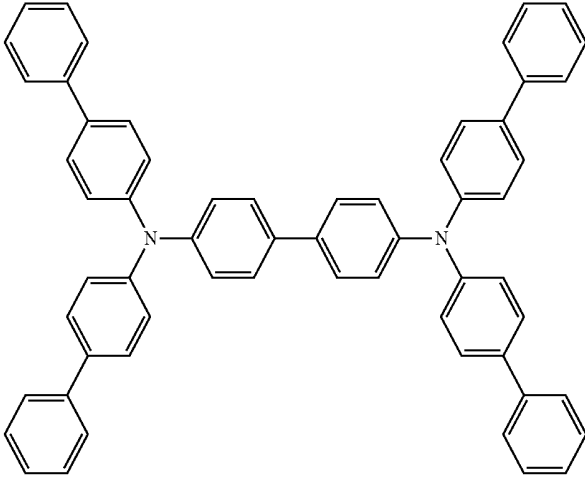
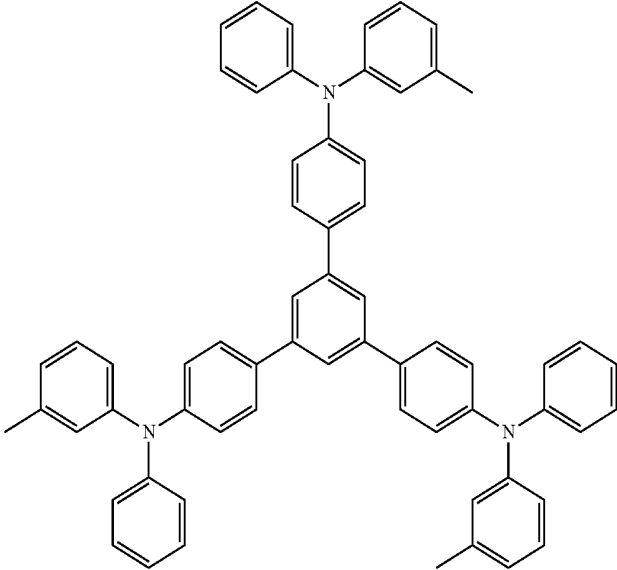
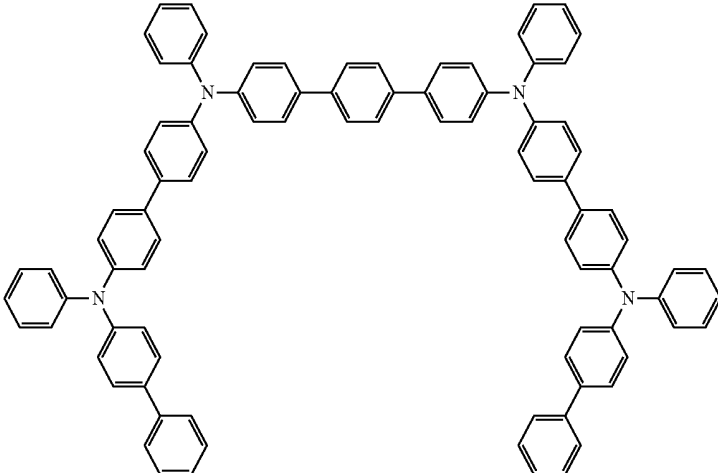
MATERIAL	EXAMPLES OF MATERIAL	PUBLICATIONS
		EP650955
		J. Mater. Chem. 3, 319 (1993)
		Appl. Phys. Lett. 90, 183503 (2007)

TABLE 3-continued

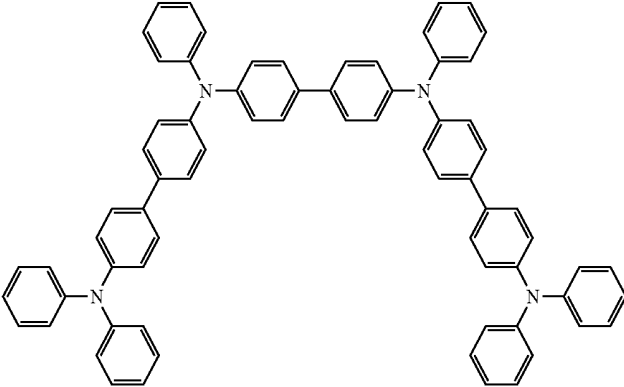
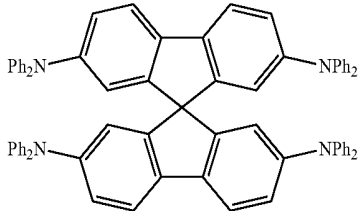
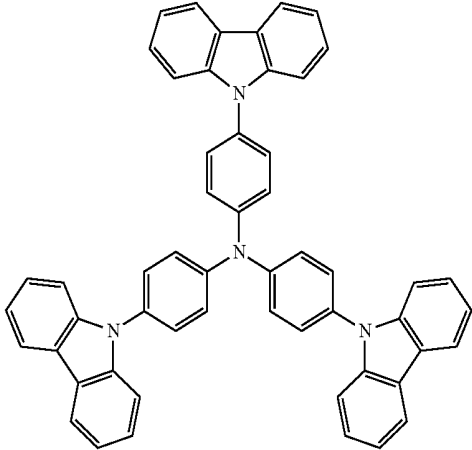
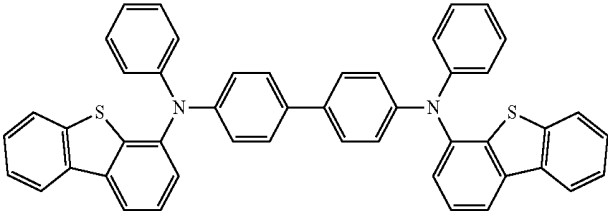
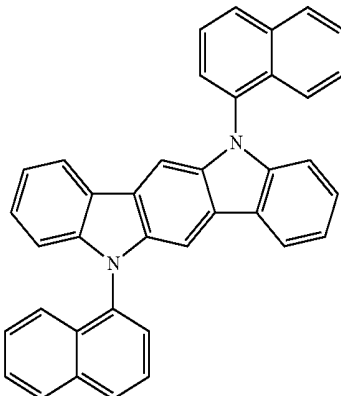
MATERIAL	EXAMPLES OF MATERIAL	PUBLICATIONS
Triarylamine on spirofluorene core		Appl. Phys. Lett. 90, 183503 (2007)
Arylamine carbazole compounds		Synth. Met. 91, 209 (1997)
Arylamine carbazole compounds		Adv. Mater. 6, 677 (1994), US20080124572
Triarylamine with (di)benzothiophene/(di)benzofuran		US20070278938, US20080106190
Indolocarbazoles		Synth. Met. 111, 421 (2000)

TABLE 3-continued

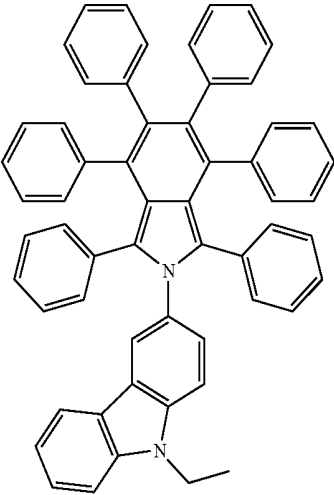
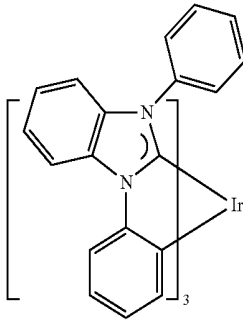
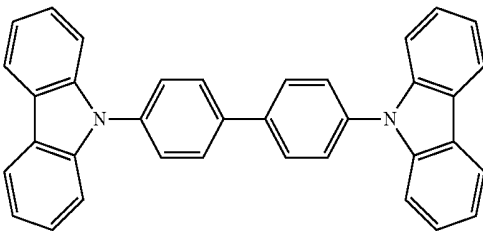
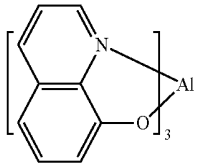
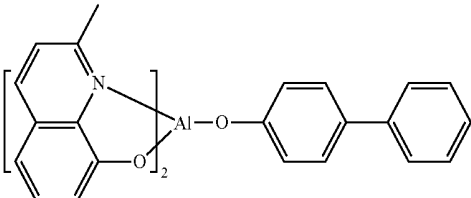
MATERIAL	EXAMPLES OF MATERIAL	PUBLICATIONS
Isoindole compounds		Chem. Mater. 15, 3148 (2003)
Metal carbene complexes		US20080018221
Phosphorescent OLED host materials Red hosts		
Arylcarbazoles		Appl. Phys. Lett. 78, 1622 (2001)
Metal 8-hydroxyquinolates (e.g., Alq ₃ , BAlq)		Nature 395, 151 (1998)
		US20060202194

TABLE 3-continued

MATERIAL	EXAMPLES OF MATERIAL	PUBLICATIONS
		WO2005014551
		WO2006072002
Metal phenoxybenzothiazole compounds		Appl. Phys. Lett. 90, 123509 (2007)
Conjugated oligomers and polymers (e.g., polyfluorene)		Org. Electron. 1, 15 (2000)
Aromatic fused rings		WO2009066779, WO2009066778, WO2009063833, US20090045731, US20090045730, WO2009008311, US20090008605, US20090009065
Zinc complexes		WO2009062578

TABLE 3-continued

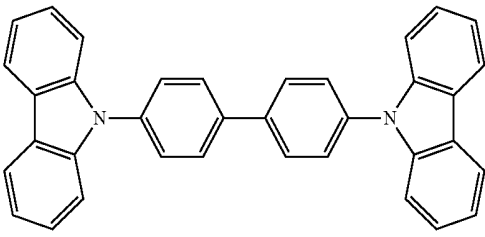
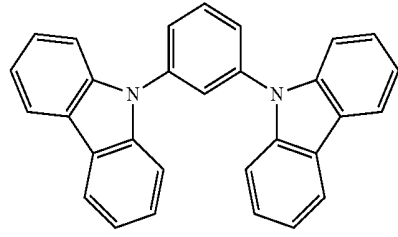
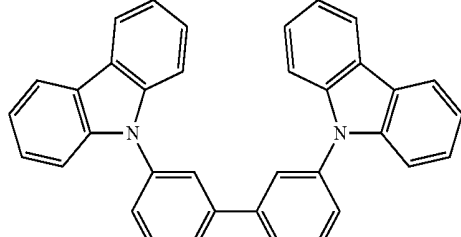
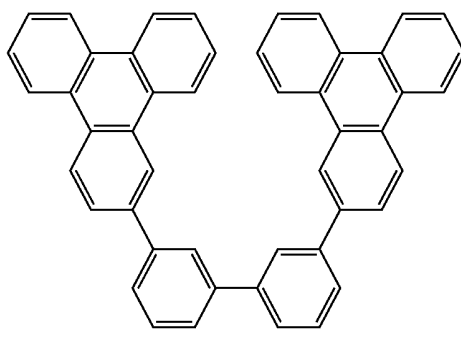
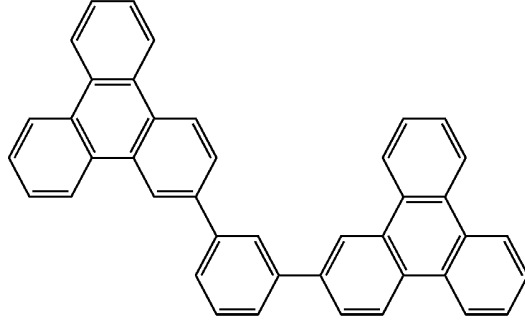
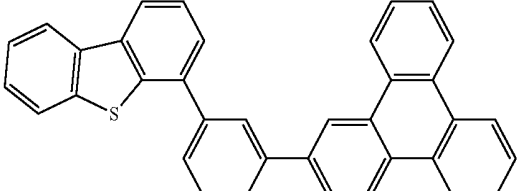
MATERIAL	EXAMPLES OF MATERIAL	PUBLICATIONS
	Green hosts	
Arylcarbazoles		Appl. Phys. Lett. 78, 1622 (2001)
		US20030175553
		WO2001039234
Aryltriphenylene compounds		US20060280965
		US20060280965
		WO2009021126

TABLE 3-continued

MATERIAL	EXAMPLES OF MATERIAL	PUBLICATIONS
Donor acceptor type molecules		WO2008056746
Aza-carbazole/DBT/DBF		JP2008074939
Polymers (e.g., PVK)		Appl. Phys. Lett. 77, 2280 (2000)
Spirofluorene compounds		WO2004093207
Metal phenoxybenzoxazole compounds		WO2005089025

TABLE 3-continued

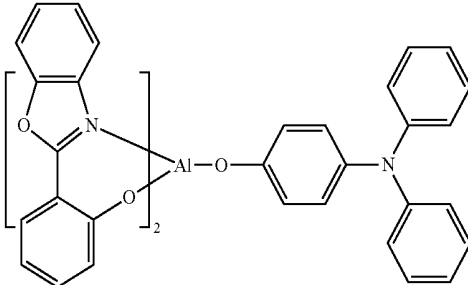
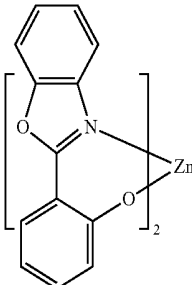
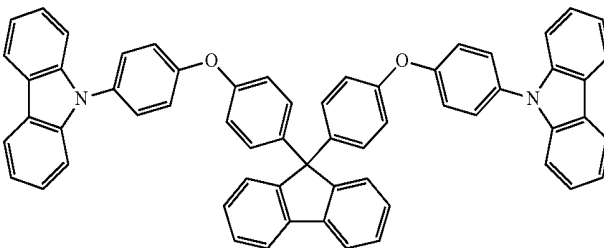
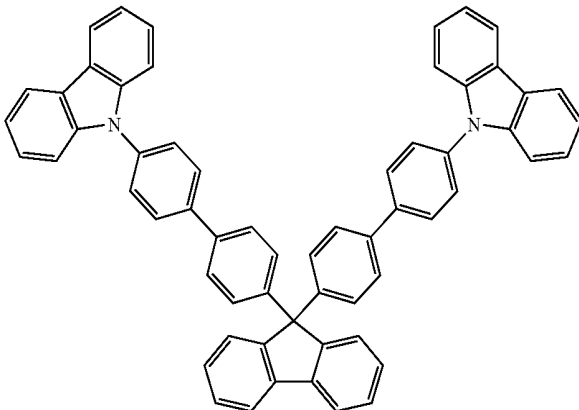
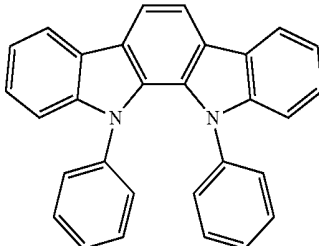
MATERIAL	EXAMPLES OF MATERIAL	PUBLICATIONS
		WO2006132173
		JP200511610
Spirofluorene-carbazole compounds		JP2007254297
		JP2007254297
Indolocabazoles		WO2007063796

TABLE 3-continued

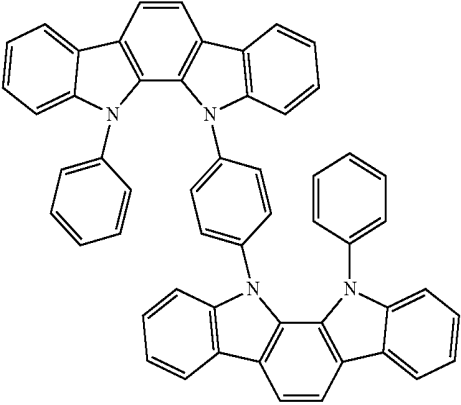
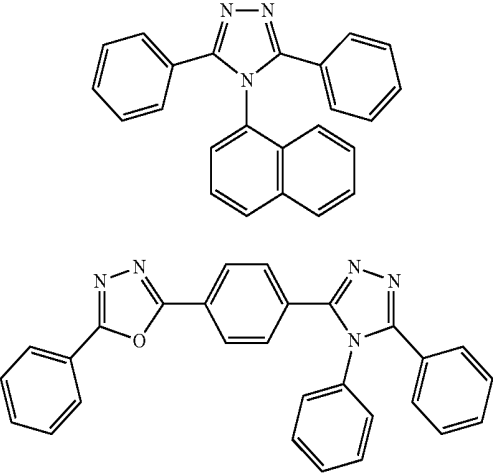
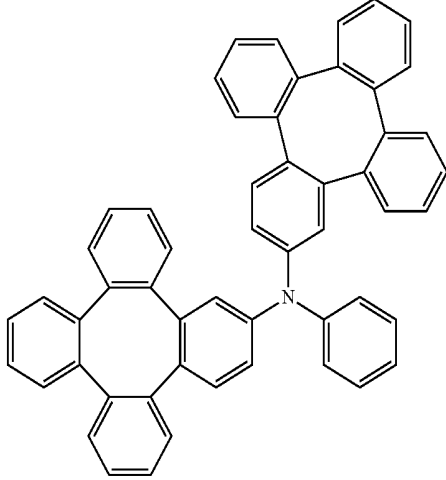
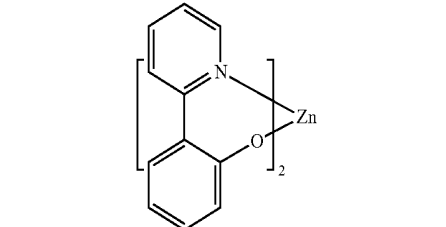
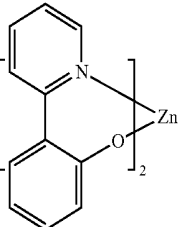
MATERIAL	EXAMPLES OF MATERIAL	PUBLICATIONS
5-member ring electron deficient heterocycles (e.g., triazole, oxadiazole)		WO2007063754
Tetraphenylene complexes		I. Appl. Phys. 90, 5048 (2001)
Metal phenoxy-pyridine compounds		WO2004107822
Metal phenoxy-pyridine compounds		US20050112407
Metal phenoxy-pyridine compounds		WO2005030900

TABLE 3-continued

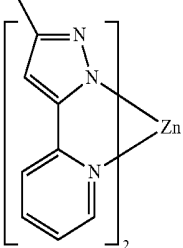
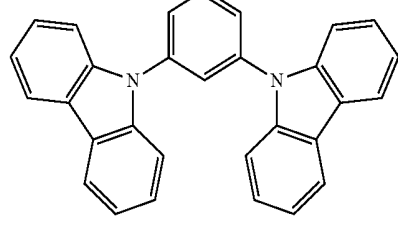
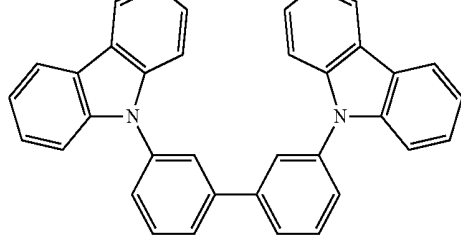
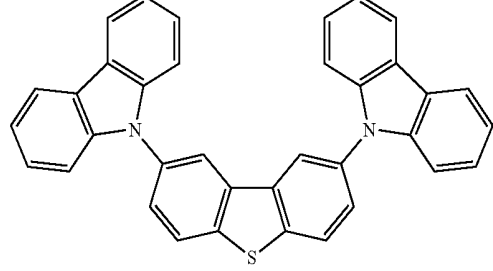
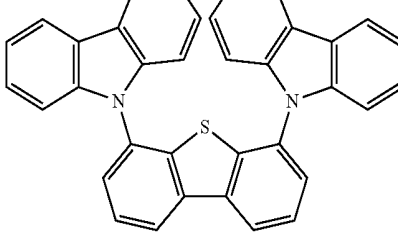
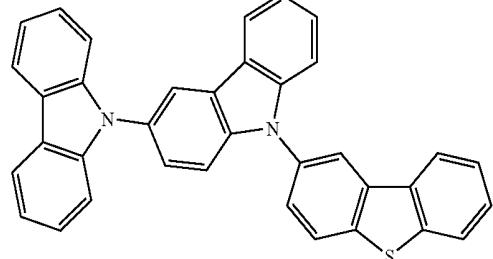
MATERIAL	EXAMPLES OF MATERIAL	PUBLICATIONS
Metal coordination complexes (e.g., Zn, Al with N-N ligands)		US20040137268, US20040137267
Blue hosts		
Arylcarbazoles		Appl. Phys. Lett, 82, 2422 (2003)
		US20070190359
Dibenzothiophene/ Dibenzofuran-carbazole compounds		WO2006114966, US20090167162
		US20090167162
		WO2009086028

TABLE 3-continued

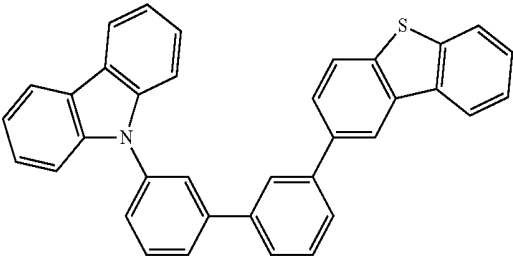
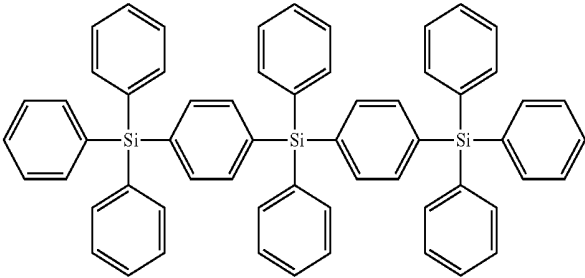
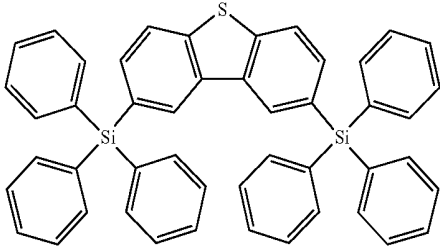
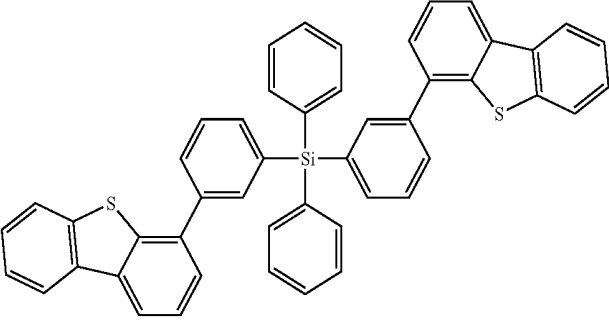
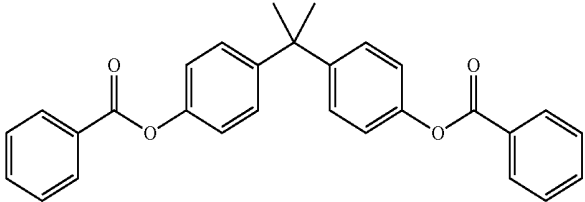
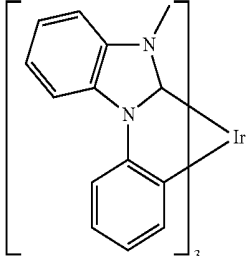
MATERIAL	EXAMPLES OF MATERIAL	PUBLICATIONS
Silicon aryl compounds		US20090030202, US20090017330
Silicon aryl compounds		US20050238919
Silicon/Germanium aryl compounds		WO2009003898
Silicon/Germanium aryl compounds		EP2034538A
Aryl benzoyl ester		WO2006100298
High triplet metal organometallic complex		U.S. Pat. No. 7,154,114

TABLE 3-continued

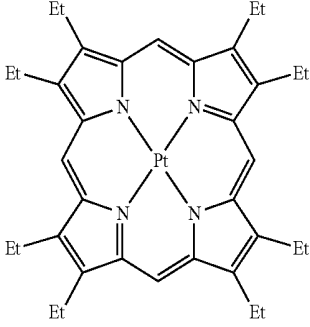
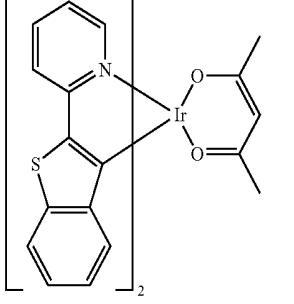
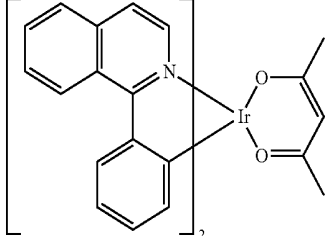
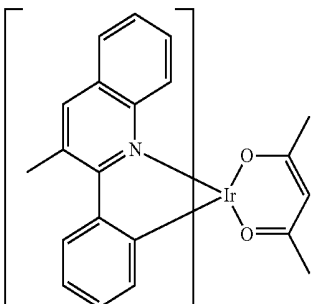
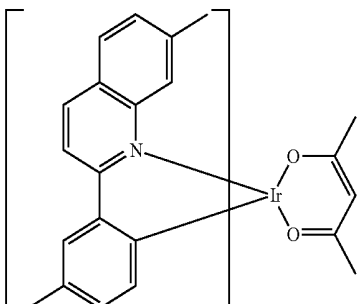
MATERIAL	EXAMPLES OF MATERIAL	PUBLICATIONS
Heavy metal porphyrins (e.g., PtOEP)	Phosphorescent dopants Red dopants	
		Nature 395, 151 (1998)
Iridium(III) organometallic complexes		Appl. Phys. Lett. 78, 1622 (2001)
		US2006835469
		US2006835469
		US20060202194

TABLE 3-continued

MATERIAL	EXAMPLES OF MATERIAL	PUBLICATIONS
	<p>The structure shows an Iridium (Ir) center coordinated to two bipyridine-like ligands and one acetylacetonate (acac) ligand. The bipyridine ligands are substituted with methyl groups. The entire complex is enclosed in large square brackets with a subscript '2' at the bottom right.</p>	US20060202194
	<p>The structure shows an Iridium (Ir) center coordinated to three bipyridine-like ligands. One of the bipyridine ligands is substituted with a methyl group. The entire complex is enclosed in large square brackets with a subscript '3' at the bottom right.</p>	US20070087321
	<p>The structure shows an Iridium (Ir) center coordinated to three bipyridine-like ligands. One of the bipyridine ligands is substituted with a phenyl group. The entire complex is enclosed in large square brackets with a subscript '3' at the bottom right.</p>	US20070087321
	<p>The structure shows an Iridium (Ir) center coordinated to three bipyridine-like ligands. One of the bipyridine ligands is substituted with a phenyl group. The entire complex is enclosed in large square brackets with a subscript '3' at the bottom right. Below the structure is the label $H_{17}C_8$.</p>	Adv. Mater. 19, 739 (2007)
	<p>The structure shows an Iridium (Ir) center coordinated to two large polycyclic ligands and one acetylacetonate (acac) ligand. The polycyclic ligands are complex, multi-ring systems. The acac ligand is labeled 'Ir(acac)'. The entire complex is enclosed in large square brackets with a subscript '2' at the bottom right.</p>	WO2009100991

TABLE 3-continued

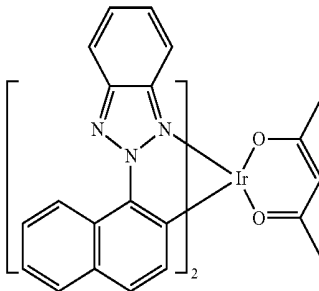
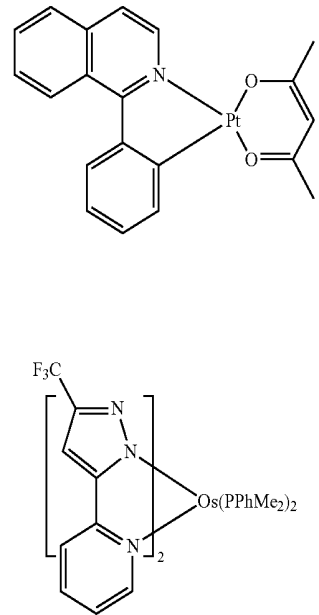
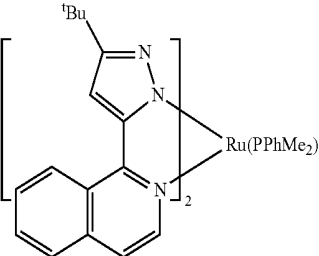
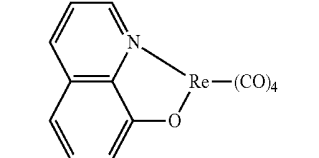
MATERIAL	EXAMPLES OF MATERIAL	PUBLICATIONS
Platinum(II) organometallic complexes		WO2008101842
Osmium(III) complexes		Chem. Mater. 17, 3532 (2005)
Ruthenium(II) complexes		Adv. Mater. 17, 1059 (2005)
Rhenium (I), (II), and (III) complexes		US20050244673

TABLE 3-continued

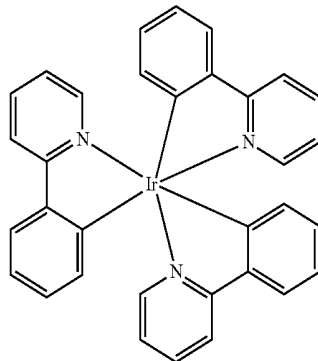
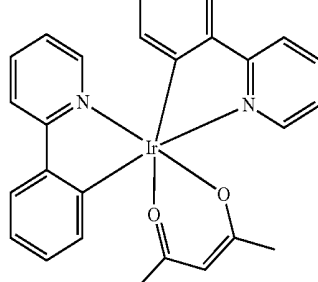
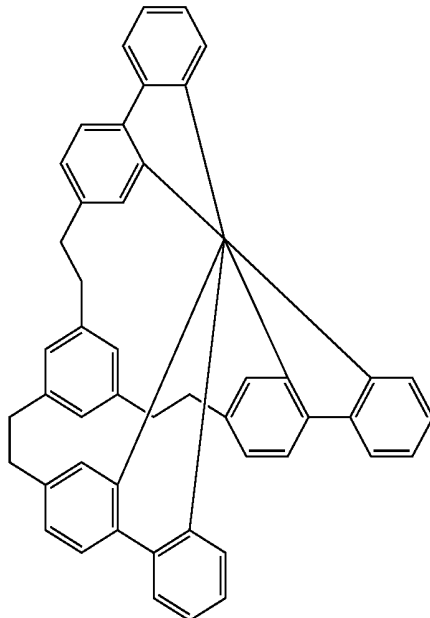
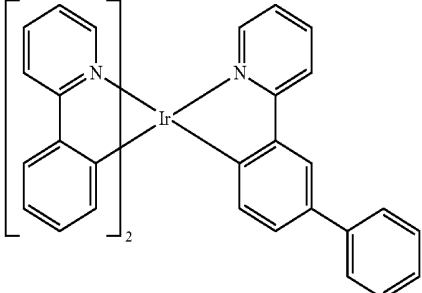
MATERIAL	EXAMPLES OF MATERIAL	PUBLICATIONS
	Green dopants	
Iridium(III) organometallic complexes		Inorg. Chem. 40, 1704 (2001)
	and its derivatives	
		US20020034656
		U.S. Pat. No. 7,332,232
		US20090108737

TABLE 3-continued

MATERIAL	EXAMPLES OF MATERIAL	PUBLICATIONS
		US20090039776
		U.S. Pat. No. 6,921,915
		U.S. Pat. No. 6,687,266
		Chem. Mater. 16, 2480 (2004)
		US20070190359
		US 20060008670 JP2007123392

TABLE 3-continued

MATERIAL	EXAMPLES OF MATERIAL	PUBLICATIONS
		Adv. Mater. 16, 2003 (2004)
		Angew. Chem. Int. Ed. 2006, 45, 7800
		WO2009050290
		US20090165846
		US20080015355

TABLE 3-continued

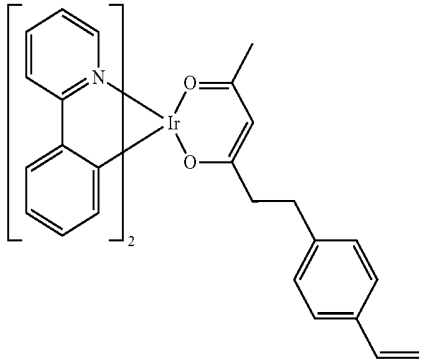
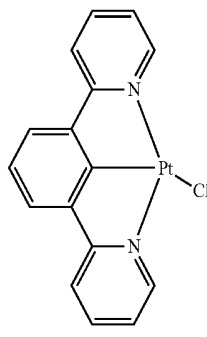
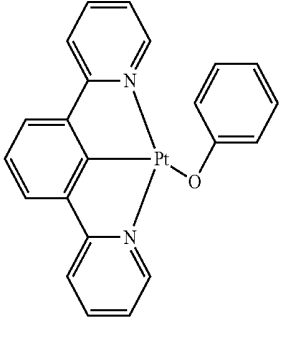
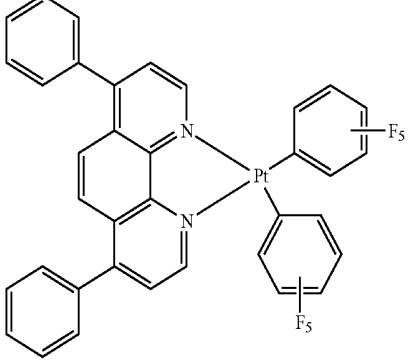
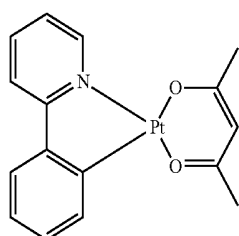
MATERIAL	EXAMPLES OF MATERIAL	PUBLICATIONS
Monomer for polymeric metal organometallic compounds		U.S. Pat. No. 7,250,226, U.S. Pat. No. 7,396,598
Pt(II) organometallic complexes, including polydentate ligands		Appl. Phys. Lett. 86, 153505 (2005)
		Appl. Phys. Lett. 86, 153505 (2005)
		Chem. Lett. 34, 592 (2005)
		WO2002015645

TABLE 3-continued

MATERIAL	EXAMPLES OF MATERIAL	PUBLICATIONS
		US20060263635
Cu complexes		WO2009000673
Gold complexes		Chem. Commun. 2906 (2005)
Rhenium(III) complexes		Inorg. Chem. 42, 1248 (2003)

TABLE 3-continued

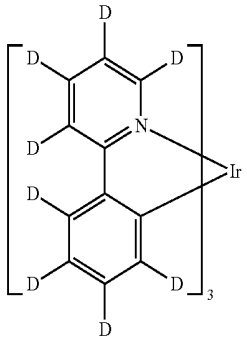
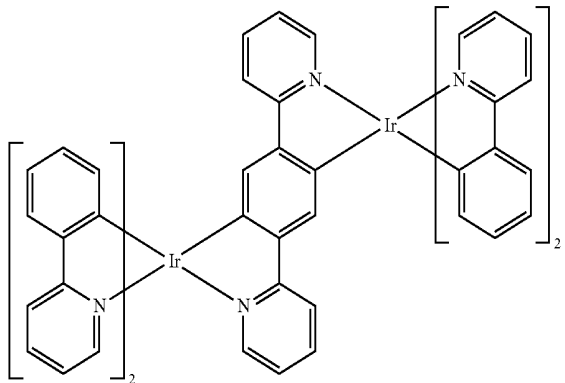
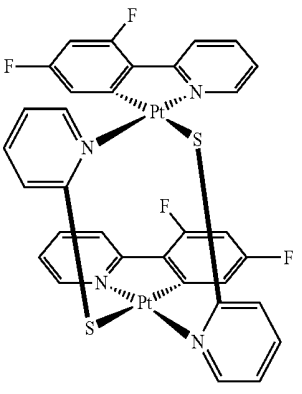
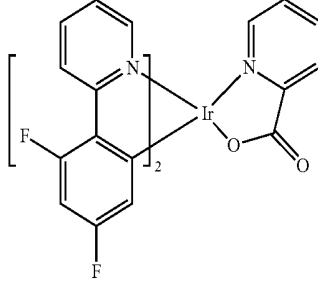
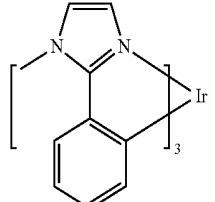
MATERIAL	EXAMPLES OF MATERIAL	PUBLICATIONS
Deuterated organometallic complexes		US20030138657
Organometallic complexes with two or more metal centers		US20030152802
		U.S. Pat. No. 7,090,928
Blue dopants		
Iridium(III) organometallic complexes		WO2002002714
		WO2006009024

TABLE 3-continued

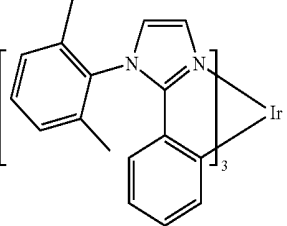
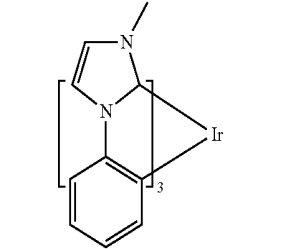
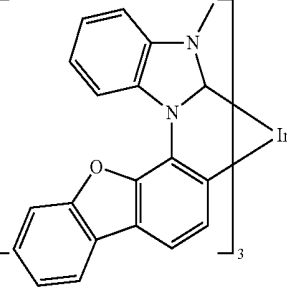
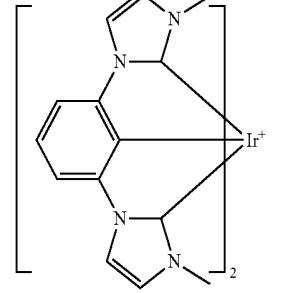
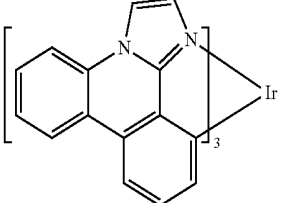
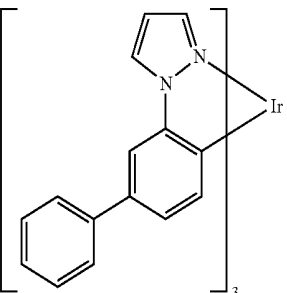
MATERIAL	EXAMPLES OF MATERIAL	PUBLICATIONS
		US20060251923
		U.S. Pat. No. 7,393,599, WO2006056418, US20050260441, WO2005019373
		U.S. Pat. No. 7,534,505
		U.S. Pat. No. 7,445,855
		US20070190359, US20080297033
		U.S. Pat. No. 7,338,722

TABLE 3-continued

MATERIAL	EXAMPLES OF MATERIAL	PUBLICATIONS
		US20020134984
		Angew. Chem. Int. Ed. 47, 1 (2008)
		Chem. Mater. 18, 5119 (2006)
		Inorg. Chem. 46, 4308 (2007)
		WO2005123873
		WO2005123873

TABLE 3-continued

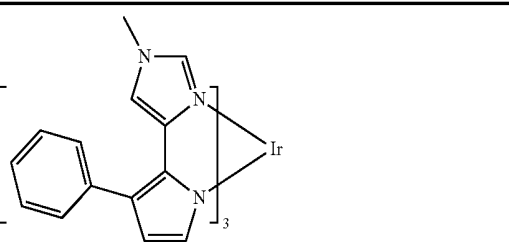
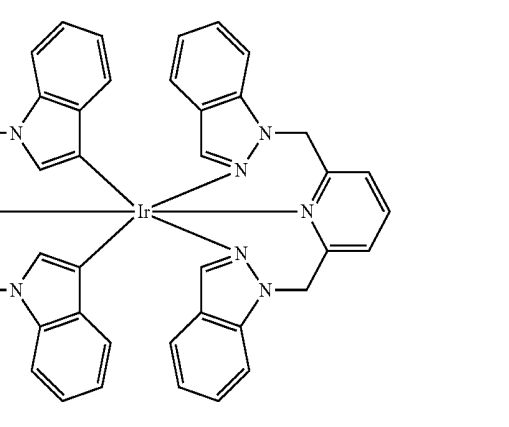
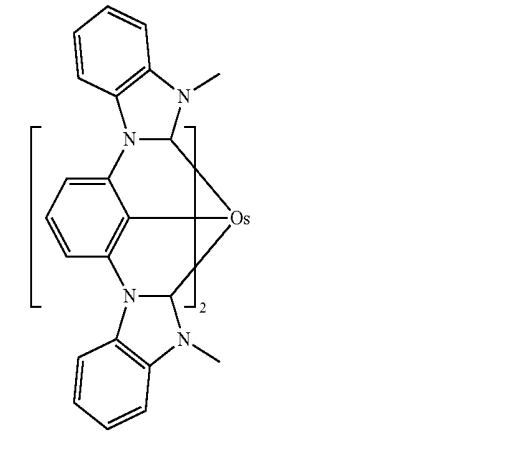
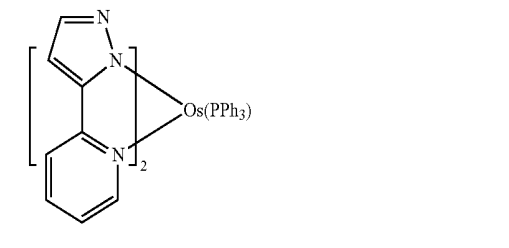
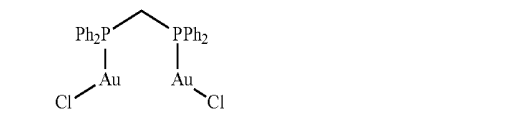
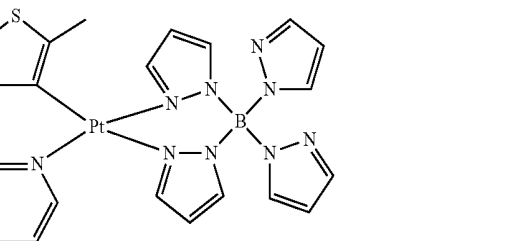
MATERIAL	EXAMPLES OF MATERIAL	PUBLICATIONS
		WO2007004380
		WO2006082742
Osmium(II) complexes		U.S. Pat. No. 7,279,704
		Organometallics 23, 3745 (2004)
Gold complexes		Appl. Phys. Lett. 74,1361 (1999)
Platinum(II) complexes		WO2006098120, WO2006103874

TABLE 3-continued

MATERIAL	EXAMPLES OF MATERIAL	PUBLICATIONS
	Exciton/hole blocking layer materials	
Bathocuprine compounds (e.g., BCP, BPhen)	<p>The structure shows a central benzene ring fused to two pyridine rings. Each pyridine ring has a methyl group at the 2-position and a phenyl group at the 4-position.</p>	Appl. Phys. Lett. 75, 4 41 (1999)
	<p>The structure shows a central benzene ring fused to two benzimidazole rings. Each benzimidazole ring has a phenyl group at the 2-position.</p>	Appl. Phys. Lett. 79, 449 (2001)
Metal 8-hydroxyquinolates (e.g., BAlq)	<p>The structure shows an aluminum atom coordinated to two 8-hydroxyquinolate ligands and one biphenyl group. The 8-hydroxyquinolate ligand is shown as a benzene ring fused to a pyridine ring, with an oxygen atom at the 8-position. The biphenyl group consists of two phenyl rings connected at the para position.</p>	Appl. Phys. Lett. 81, 162 (2002)
5-member ring electron deficient heterocycles such as triazole, oxadiazole, imidazole, benzoimidazole	<p>The structure shows a central benzene ring with three 5-membered heterocyclic rings attached at the 1, 3, and 5 positions. The heterocycles are a benzotriazole, a benzoxadiazole, and a benzimidazole, each with a phenyl group attached to its nitrogen atom.</p>	Appl. Phys. Lett. 81, 162 (2002)
Triphenylene compounds	<p>The structure shows a central triphenylene core with six phenyl groups attached at the 1, 3, 6, 7, 8, and 9 positions.</p>	US20050025993

TABLE 3-continued

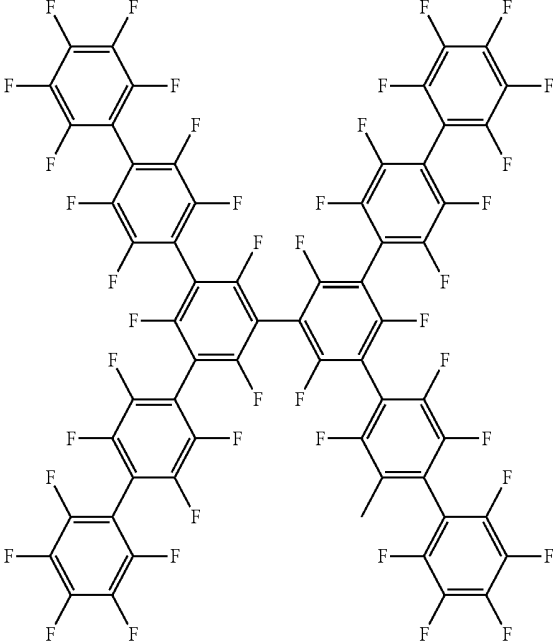
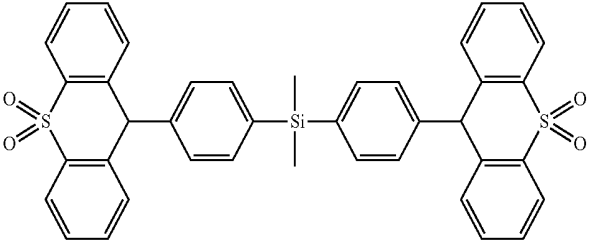
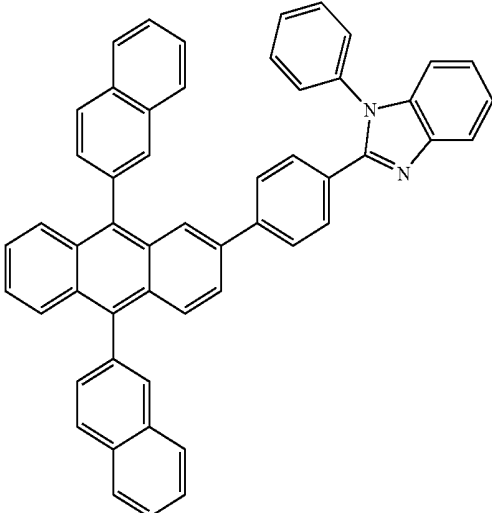
MATERIAL	EXAMPLES OF MATERIAL	PUBLICATIONS
Fluorinated aromatic compounds		Appl. Phys. Lett. 79, 156 (2001)
Phenothiazine-S-oxide		WO2008132085
Electron transporting materials		
Anthracene-benzimidazole compounds		WO2003060956

TABLE 3-continued

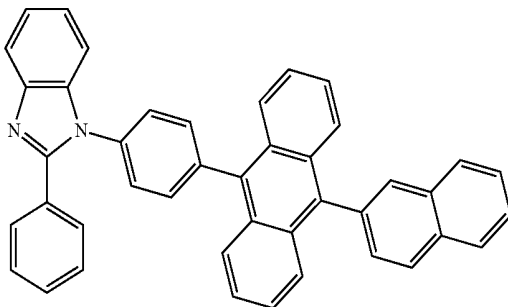
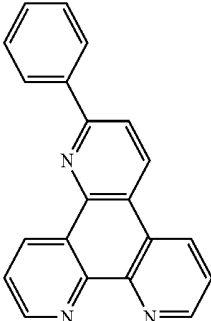
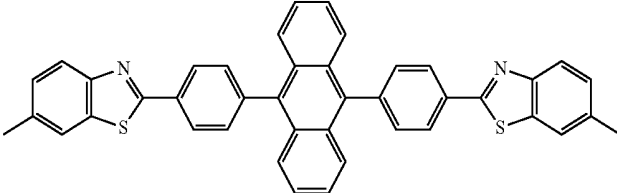
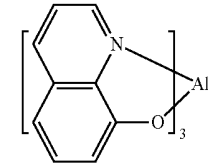
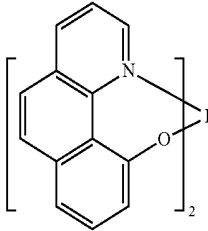
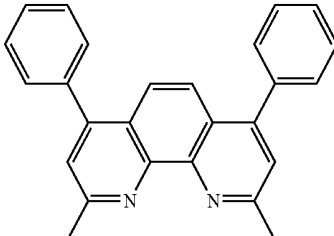
MATERIAL	EXAMPLES OF MATERIAL	PUBLICATIONS
Aza triphenylene derivatives		US20090179554
Anthracene-benzothiazole compounds		US20090115316
Metal 8-hydroxyquinolates (e.g., Alq ₃ , Zrq ₄)		Appl. Phys. Lett. 89, 063504 (2006)
Metal hydroxybenzoquinolates		Appl. Phys. Lett. 51, 913 (1987) U.S. Pat. No. 7,230,107
Metal hydroxybenzoquinolates		Chem. Lett. 5, 905 (1993)
Bathocuprine compounds such as BCP, BPhen, etc		Appl. Phys. Lett. 91, 263503 (2007)

TABLE 3-continued

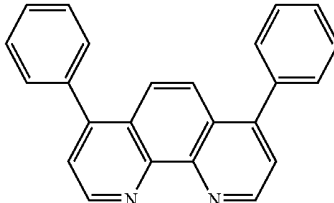
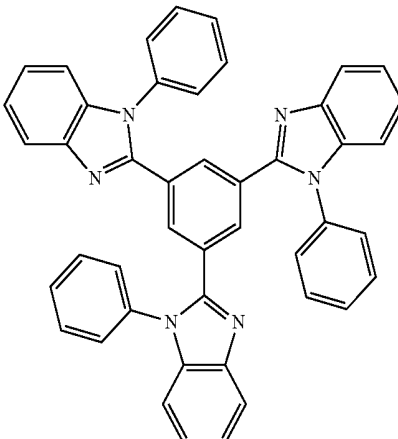
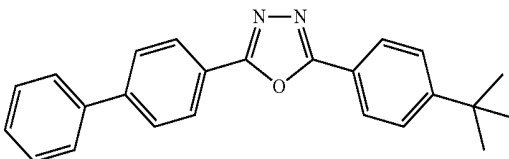
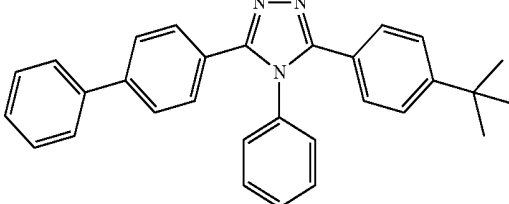
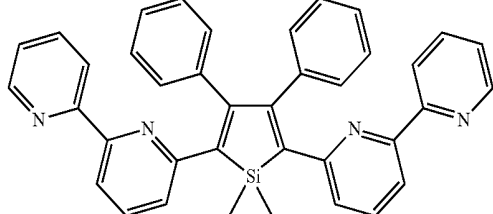
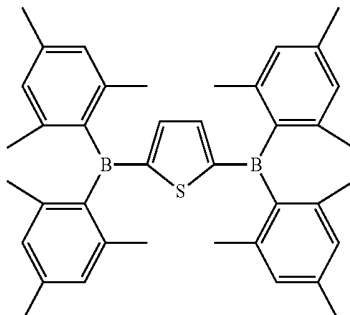
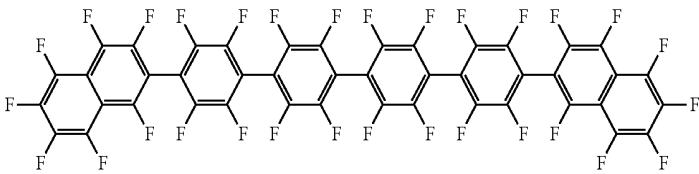
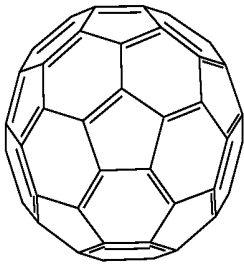
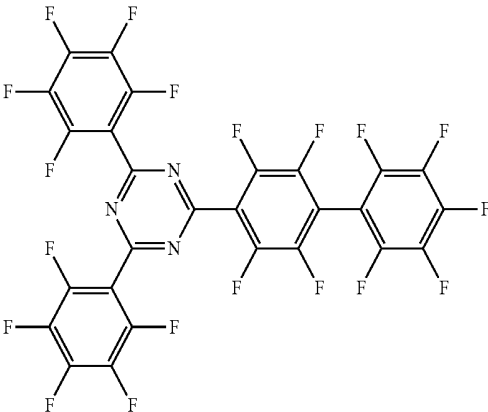
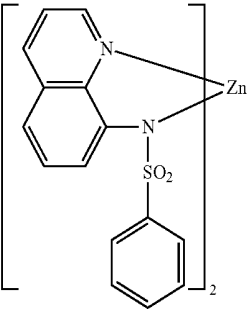
MATERIAL	EXAMPLES OF MATERIAL	PUBLICATIONS
		Appl. Phys. Lett. 79, 449 (2001)
5-member ring electron deficient heterocycles (e.g., triazole, oxadiazole, imidazole, benzoimidazole)		Appl. Phys. Lett. 74, 865 (1999)
		Appl. Phys. Lett. 55, 1489 (1989)
		Jpn. J. Apply. Phys. 32, L917 (1993)
Silole compounds		Org. Electron. 4, 113 (2003)
Arylborane compounds		J. Am. Chem. Soc. 120, 9714 (1998)

TABLE 3-continued

MATERIAL	EXAMPLES OF MATERIAL	PUBLICATIONS
Fluorinated aromatic compounds		J. Am. Chem. Soc. 122, 1832 (2000)
Fullerene (e.g., C60)		US20090101870
Triazine complexes		US20040036077
Zn (N N) complexes		U.S. Pat. No. 6,528,187

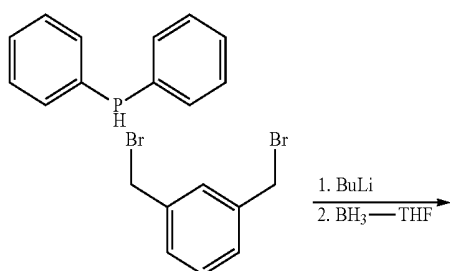
EXPERIMENTAL

50

Compound Examples

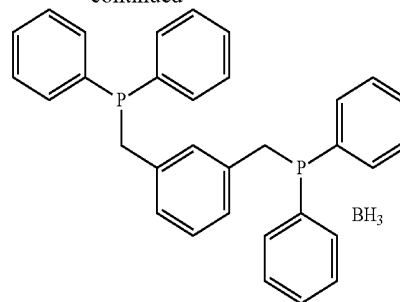
Several of the compounds were synthesized as follows:

55



60

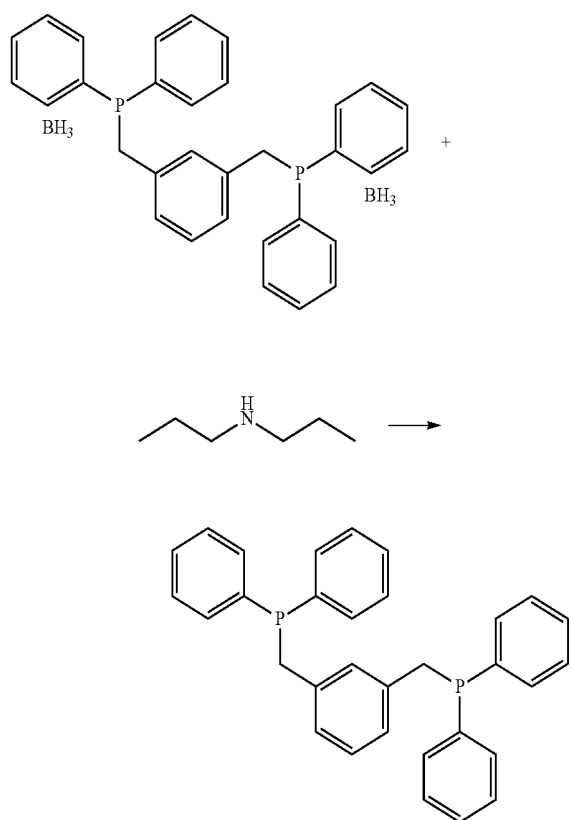
-continued



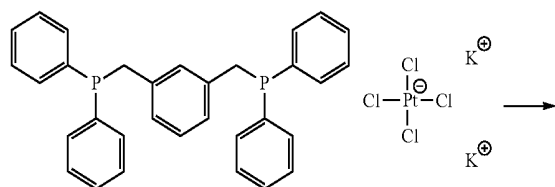
A solution of diphenylphosphine (5.80 mL, 33.3 mmol) in 200 mL THF was cooled to -78°C . BuLi (14.67 mL, 36.7 mmol, 2.5 M in hexane) was added dropwise to give an orange-red solution, which was warmed to room tempera-

153

ture for 30 minutes before re-cooling to -78°C . 1,3-bis(bromomethyl)benzene (3.78 g, 14.33 mmol) in 30 mL of THF was then added drop-wise and the solution allowed to slowly warm to room temperature overnight. After heating to reflux for 2 h, the mixture was cooled to room temperature and $\text{BH}_3\cdot\text{THF}$ (100 mL, 100 mmol, 1 M in THF) was added dropwise via canula. The reaction was stirred overnight at which point TLC (1/1 dichloromethane/hexane) showed no starting material. The reaction was poured over 300 mL of ice and extracted with dichloromethane. After removal of the solvent, the crude material was chromatographed on silica gel with (1/1 dichloromethane/hexane) to give the desired product, as confirmed by NMR.

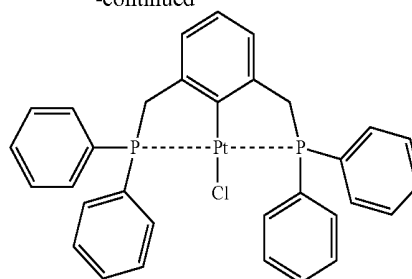


The starting material (2.5 g, 4.98 mmol) was dissolved in dipropylamine (50 mL, 365 mmol) and heated to reflux for 16 h, at which time NMR indicated the absence of starting material. After removal of the solvent, the crude product was chromatographed on a triethylamine-pretreated silica gel column eluting with 1/1 hex/dichloromethane. The product (1.8 g) was obtained as a colorless oil, as confirmed by NMR.

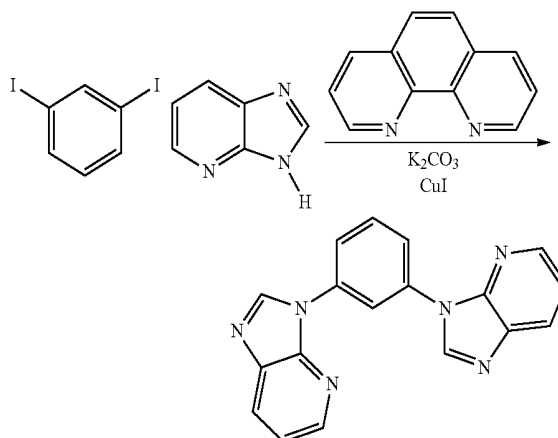


154

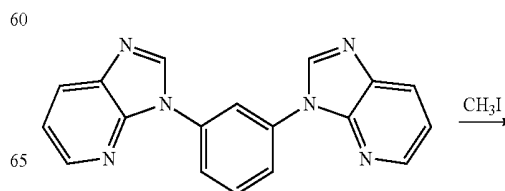
-continued



Dissolved potassium tetrachloroplatinate(II) (1.575 g, 3.79 mmol) in 50 mL water and added 1,3-bis((diphenylphosphino)methyl)benzene (1.8 g, 3.79 mmol) in 50 mL acetonitrile. The reaction was heated to reflux for 18 h. Water was added and the reaction was extracted with dichloromethane. The volume of solvent was reduced and the product was precipitated with MeOH, washed with MeOH and ether and dried. The crude solid was sublimed (200°C , 10^{-5} mbar) to give 1.7 g of the product as a pale yellow solid. The product was confirmed by NMR.

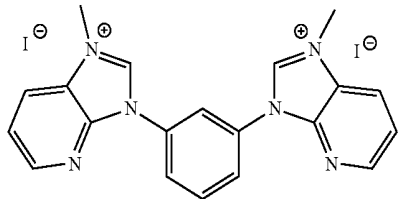


To a 250 mL 3-neck flask 1,10-phenanthroline (0.66 g, 3.66 mmol), potassium carbonate (5.55 g, 40.2 mmol), 1,3-diiodobenzene (6.02 g, 18.25 mmol), 3H-imidazo[4,5-b]pyridine (4.75 g, 39.9 mmol), and copper(I) iodide (0.75 g, 3.94 mmol) were added, followed by 50 mL of DMF. The mixture was degassed for 15 minutes and then heated at 120°C for 24 h. After cooling to room temperature, 100 mL of water was added and extracted with 4×100 mL CH_2Cl_2 . The extracts were washed with 100 mL water, dried and evaporated. The crude product was chromatographed on a silica column, eluting with CH_2Cl_2 and then 98:2 CH_2Cl_2 :MeOH. The first fractions contained a mixture of the desired product and mono-addition product which were separated by vacuum distillation (220°C , 60 mbar) to give 1.2 g of the desired product as a white solid. The product was confirmed by NMR and GC/MS.

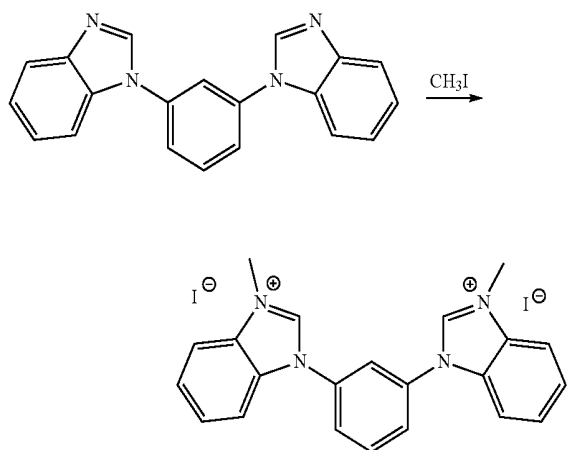


155

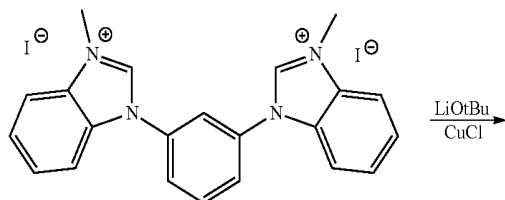
-continued



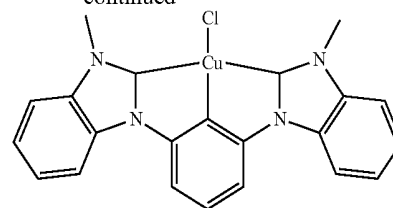
1,3-Bis(3H-imidazo[4,5-b]pyridin-3-yl)benzene (2.78 g, 8.90 mmol) was suspended in 10 mL of DMF in a glass pressure bottle. Iodomethane (5.54 mL, 89 mmol) was then added and the mixture warmed in an oil bath to 90° C. for 20 h. After cooling, ether was added to precipitate the product, which was filtered and washed with ether to yield 5.0 g of the desired product as confirmed by NMR.



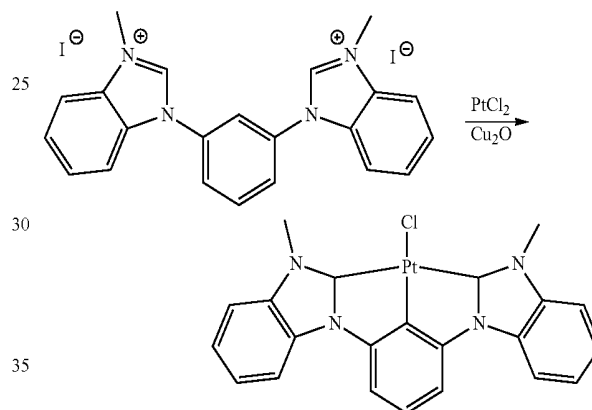
1,3-Bis(1-H-benzo[d]imidazol-1-yl)benzene was synthesized according to the method of Zhang et. al. (*Chem. Commun.* 2008, 46, 6170). A 350 mL glass pressure bottle was charged with 1,3-bis(1-H-benzo[d]imidazol-1-yl)benzene (7.0 grams, 22.6 mmol), dimethylformamide (200 mL) and iodomethane (21.0 mL, 337 mmol). The flask was sealed and placed in an oil bath and heated to 80° C. for 22 h. After cooling to ambient temperature, the product was filtered and washed with ether to give a tan solid. The desired product as confirmed by NMR.

**156**

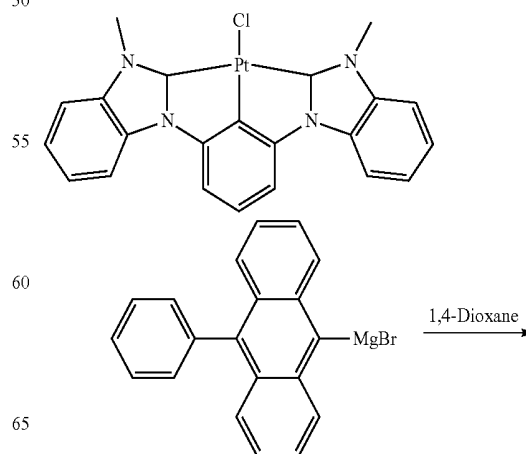
-continued



Copper (I) chloride (0.50 g, 5.05 mmol), lithium tert-butoxide (0.40 g, 5.05 mmol) and 35 mL of THF were placed in a 50 mL round bottom flask and stirred for 18 h. The bis(benzimidazole) iodide salt (0.50 grams, 0.84 mmol) was then added and the reaction mixture stirred for 20 h. The crude product was then filtered and washed with additional THF. The product was then stirred in 200 mL of dichloromethane for 3 h, filtered and the filtrate was evaporated to give a tan powder. The desired product as confirmed by NMR.

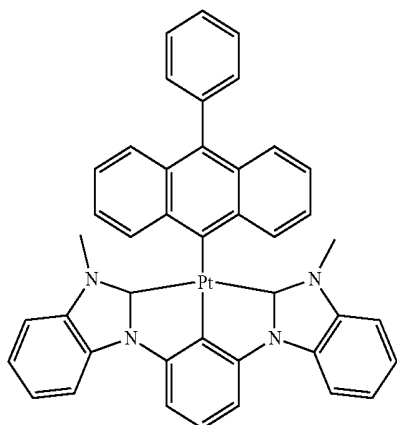


A 100 mL round-bottom flask was charged with of bis(benzimidazole) iodide salt (0.50 g, 0.84 mmol), copper (I) oxide (0.60 g, 4.20 mmol) and 50 ml of DMSO and stirred at 150° C. for 18 h. Platinum(II) chloride (0.21 grams, 0.80 mmol) was then added and the reaction stirred for an additional 5 h before being diluted with water (100 mL). The product was extracted with dichloromethane and chromatographed on a silica gel column, eluting with dichloromethane to give the product as a yellow solid. The desired product as confirmed by NMR.

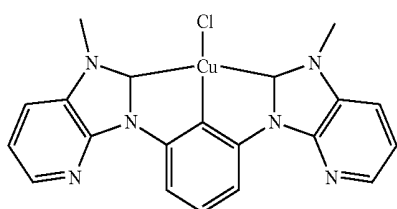
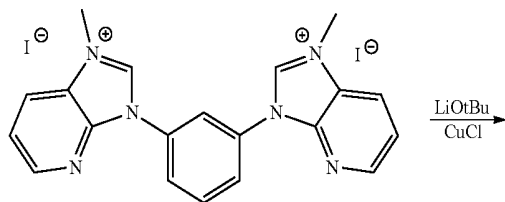


157

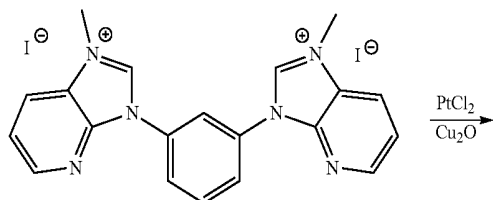
-continued



To magnesium in 5 mL of 1,4-dioxane is added dropwise 9-bromo-10-phenylanthracene in 10 mL of 1,4-dioxane. After complete addition, reflux for 30 minutes and cool to room temperature. Add platinum chloride complex in 20 mL of 1,4-dioxane and heat the reaction mixture to reflux overnight. Cool to room temperature, quench with water and extract 3 times with dichloromethane. Remove the solvent and chromatograph the crude product on silica gel.

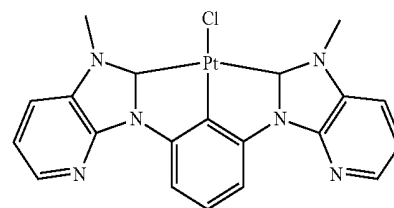


Place copper (I) chloride, lithium tert-butoxide and THF in a round-bottom flask and stir for 18 h. Add the bis (azabenzimidazole) iodide salt and stir for 20 h. Filter the crude product and wash with additional THF. Stir the crude product in 200 mL of dichloromethane for 3 h, filter and evaporate the solvent from the filtrate to give a tan powder.

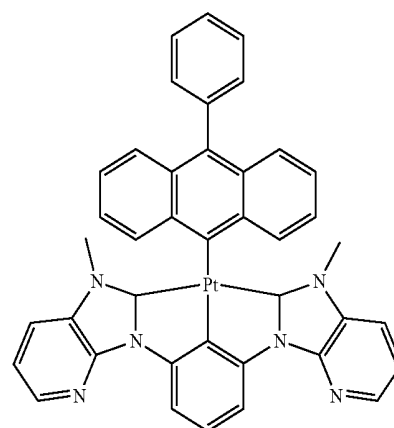
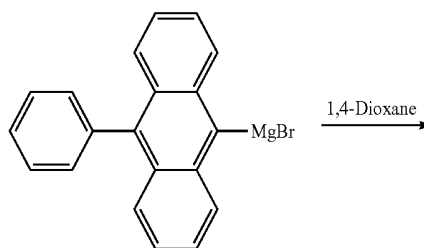
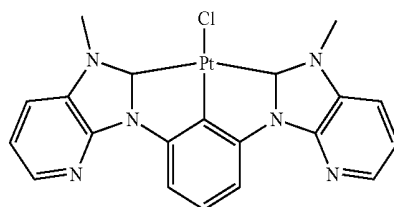


158

-continued

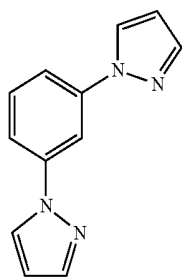


Charge a 100 mL round-bottom flask with the bis(azabenzimidazole) iodide salt, copper (I) oxide and DMSO and stir at 150° C. for 18 h. Add platinum(II) chloride and stir the reaction for an additional 5 h. Dilute with water and extract with dichloromethane. After removal of the solvent, chromatograph the crude product on a silica gel column.

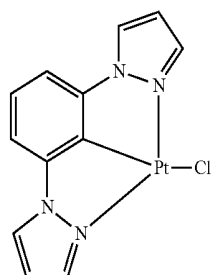


Add dropwise 9-bromo-10-phenylanthracene in 10 mL of 1,4-dioxane to magnesium in 5 mL of 1,4-dioxane. After complete addition, reflux for 30 minutes and cool to room temperature. Add platinum chloride complex in 20 mL of 1,4-dioxane and heat the reaction mixture to reflux overnight. Cool to room temperature, quench with water and extract 3 times with dichloromethane. Remove the solvent and chromatograph the crude product on silica gel.

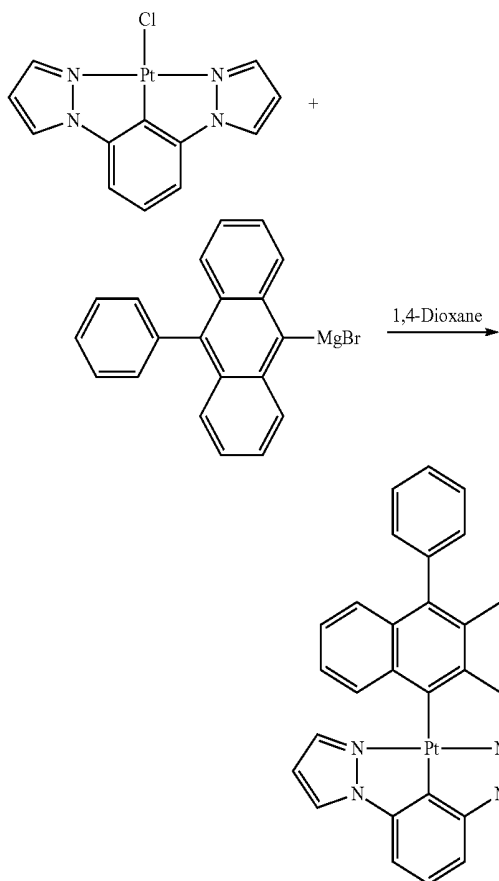
159



The intermediate above was synthesized according to the methodology of Develay et al. *Inorganic Chemistry* 47 (23) pp 11129-11142 (2008).



The complex was prepared according to the procedure of Willison et al., *Inorg. Chem.* 47 (4) pp 1258-1260 (2008).



Add dropwise 9-bromo-10-phenylanthracene in 10 mL of 1,4-dioxane to magnesium in 5 mL of 1,4-dioxane. After

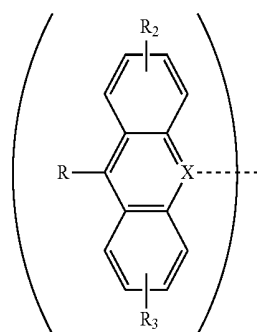
160

complete addition, reflux for 30 minutes and cool to room temperature. Add platinum chloride complex in 20 mL of 1,4-dioxane and heat the reaction mixture to reflux overnight. Cool to room temperature, quench with water and extract 3 times with dichloromethane. Remove the solvent and chromatograph the crude product on silica gel.

It is understood that the various embodiments described herein are by way of example only, and are not intended to limit the scope of the invention. For example, many of the materials and structures described herein may be substituted with other materials and structures without deviating from the spirit of the invention. The present invention as claimed may therefore include variations from the particular examples and preferred embodiments described herein, as will be apparent to one of skill in the art. It is understood that various theories as to why the invention works are not intended to be limiting.

The invention claimed is:

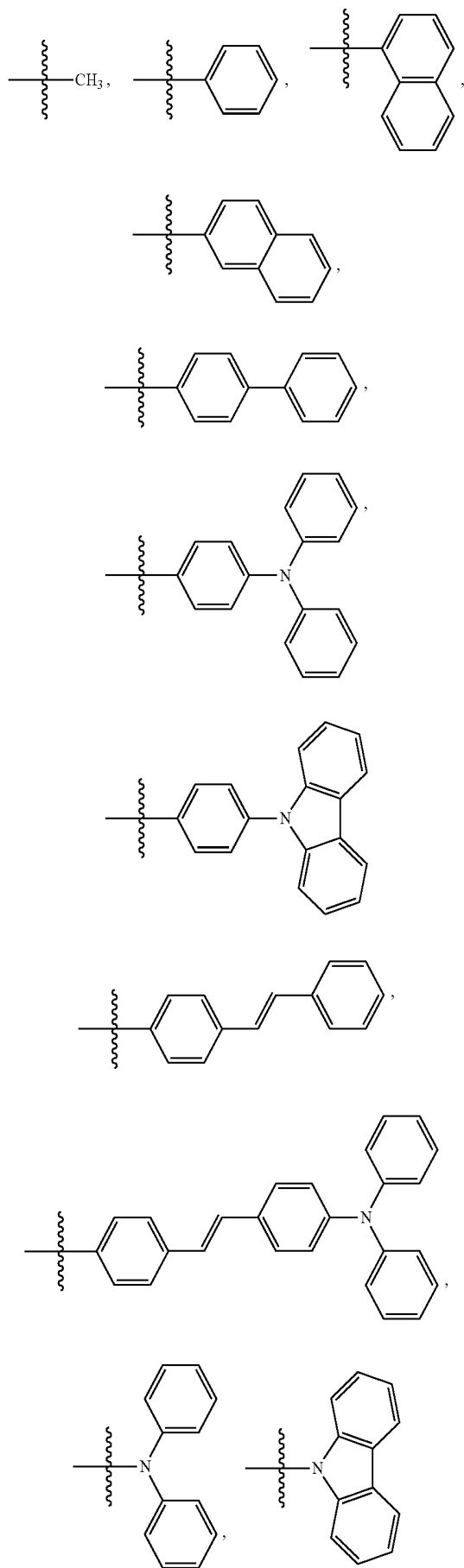
1. A compound comprising a ligand L having the formula:



Formula I

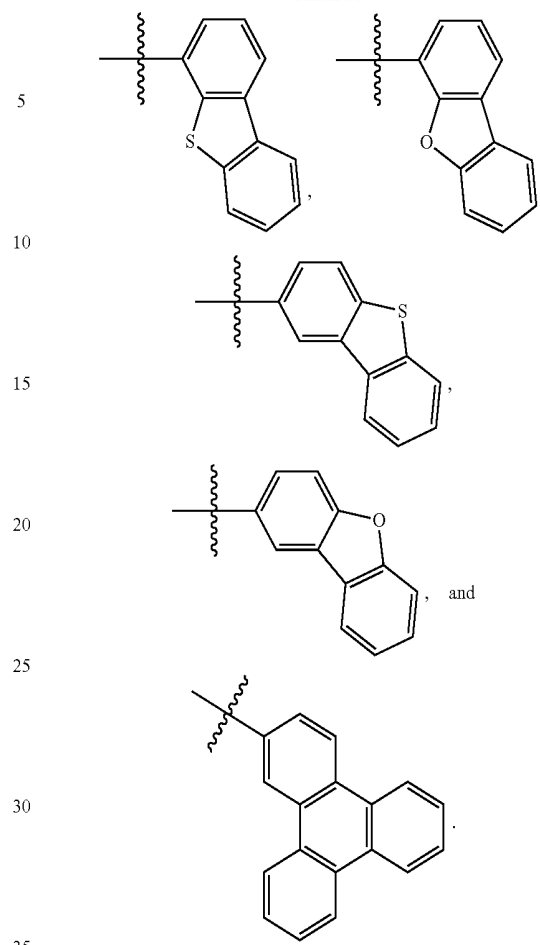
- wherein X is C;
 wherein R is selected from alkyl, alkenyl, alkynyl, amino, alkoxy, silyl, phosphino, mercaptyl, aryl or heteroaryl;
 wherein R₂ and R₃ may represent mono, di, tri, or tetra substitutions;
 wherein R₂ and R₃ are independently selected from the group consisting of hydrogen, alkyl, alkoxy, amino, alkenyl, alkynyl, aryl and heteroaryl;
 wherein the ligand L is coordinated to a metal M through coordinating atom X;
 wherein M is a transition metal; and
 wherein the ligand L is optionally linked to a second ligand, which is also coordinated to the metal M.
2. The compound of claim 1, wherein the metal M is four coordinate.
3. The compound of claim 1, wherein R₂ and R₃ are fused cyclic or heterocyclic rings.
4. The compound of claim 1, wherein the metal M is a third row transition metal.
5. The compound of claim 1, wherein the metal M is Pt.
6. The compound of claim 1, wherein the compound is neutral.
7. The compound of claim 1, wherein the compound is charged.
8. The compound of claim 1, wherein R is aryl or heteroaryl.
9. The compound of claim 1, wherein R is selected from the group consisting of:

161

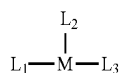


162

-continued



10. The compound of claim 1, wherein the triplet energy of the

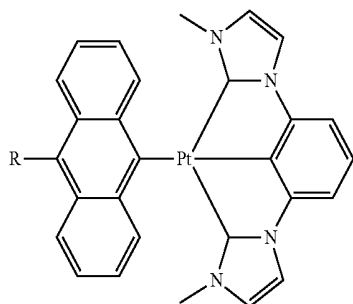


moiety is higher than 450 nm.

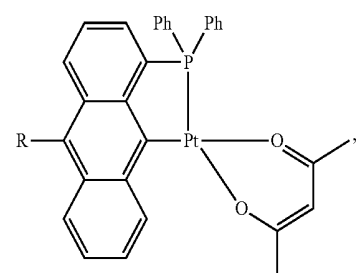
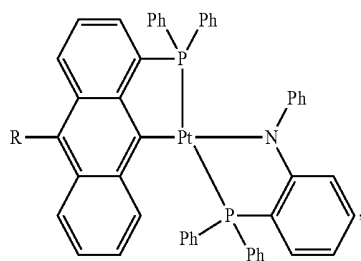
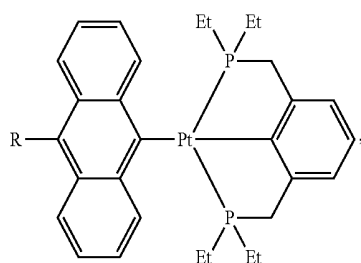
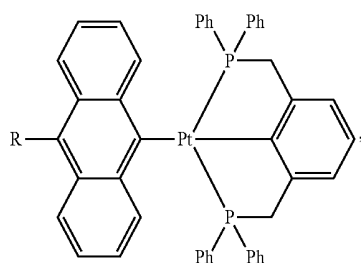
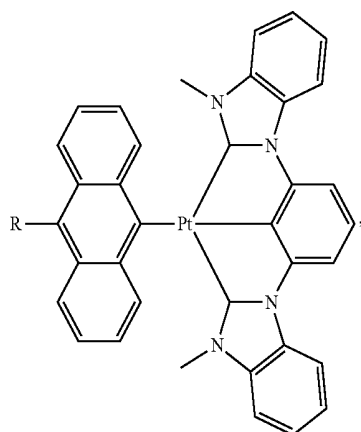
11. The compound of claim 1, wherein the compound has a luminescence lifetime having a long component of more than 0.1 microseconds.

12. The compound of claim 1, wherein the compound is selected from the group consisting of:

Compound 1G

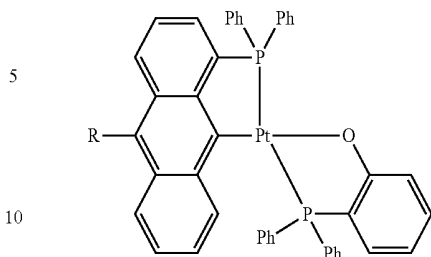


163
-continued

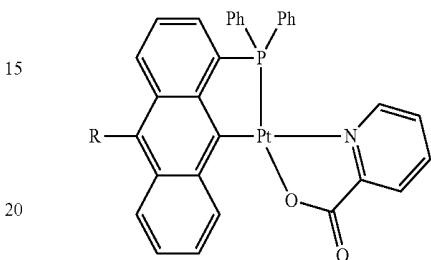


164
-continued

Compound 2G

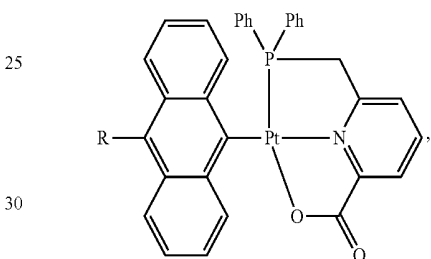


Compound 7G



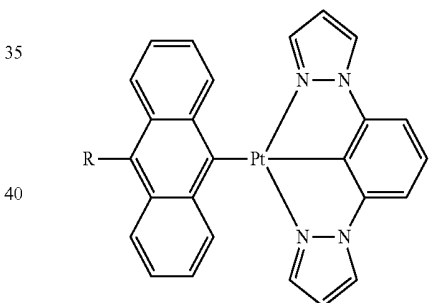
Compound 8G

Compound 3G



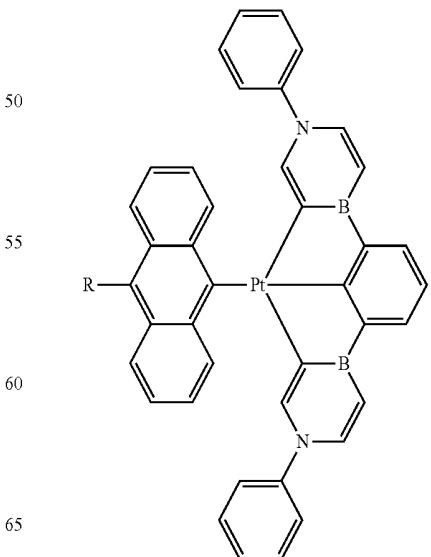
Compound 9G

Compound 4G



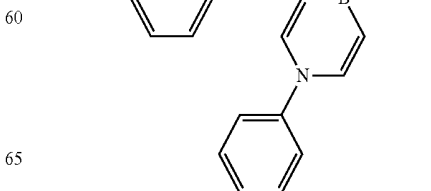
Compound 10G

Compound 5G

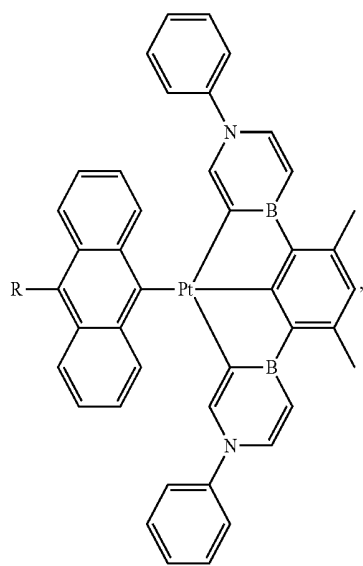


Compound 11G

Compound 6G

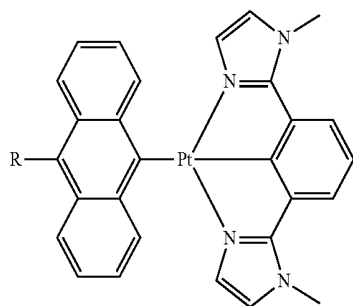


165
-continued



Compound 12G

5



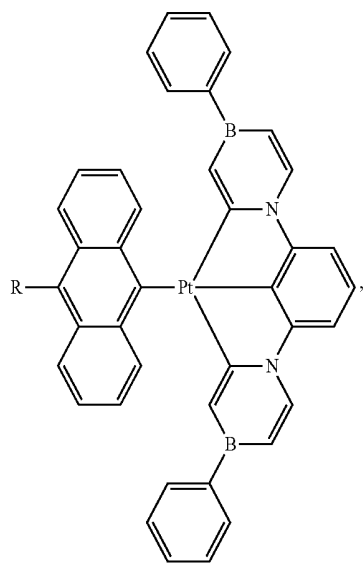
Compound 15G

10

15

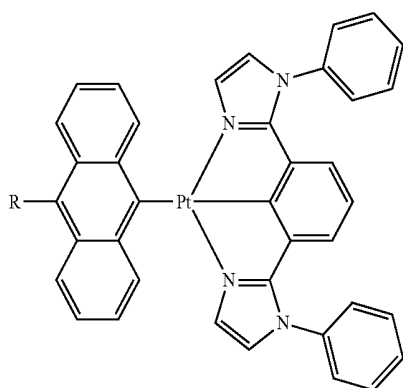
Compound 13G

25



20

30

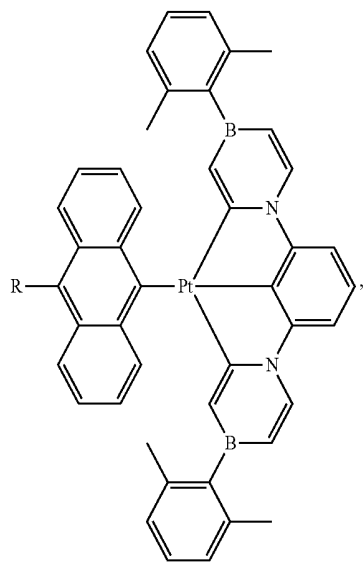


Compound 16G

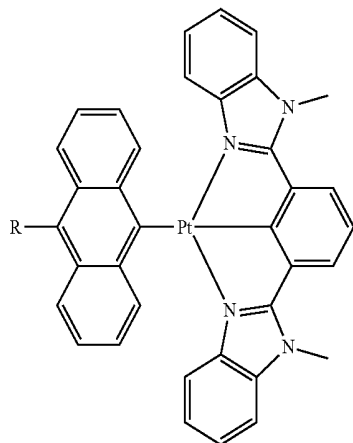
35

Compound 14G

45



50

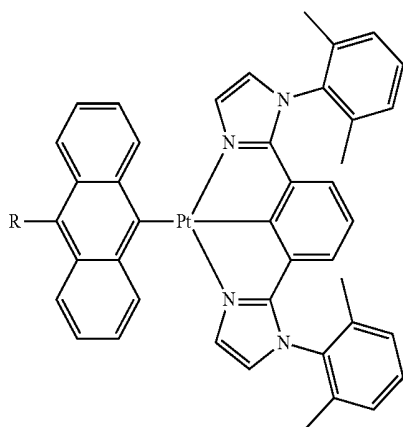


Compound 17G

55

60

65

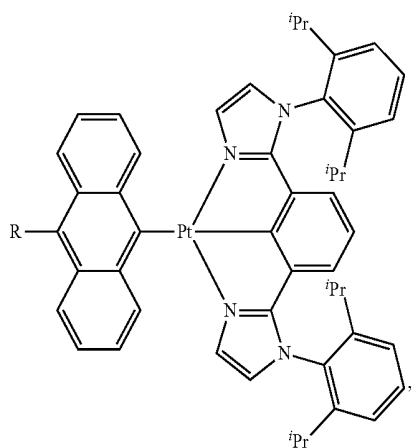


Compound 18G

166
-continued

167

-continued

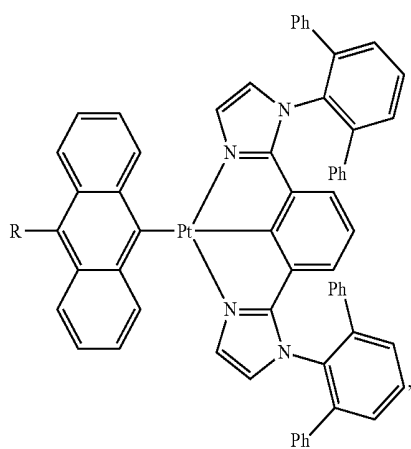


5

10

15

Compound 20G

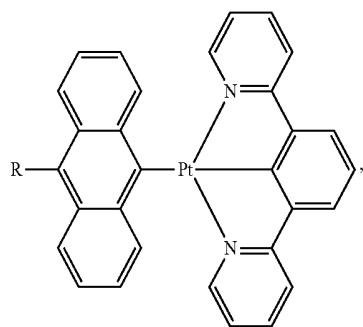


20

25

30

Compound 21G

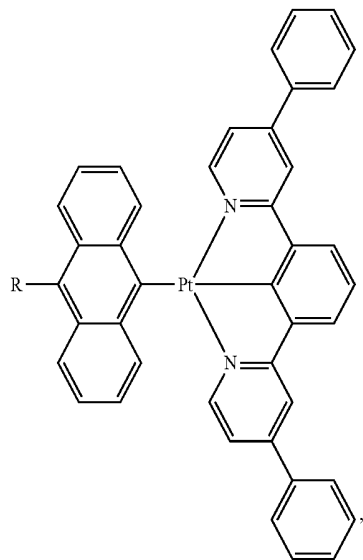


35

40

45

Compound 22G



50

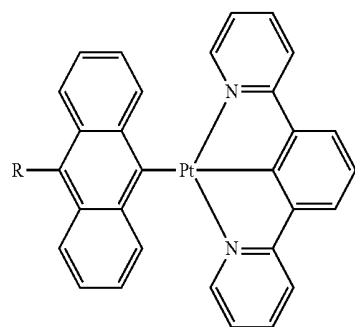
55

60

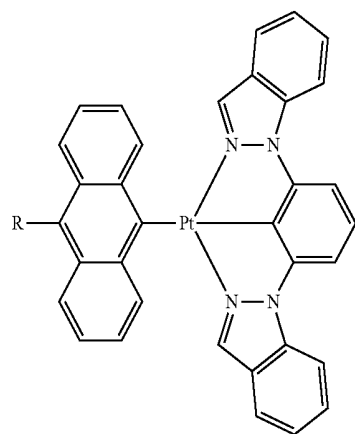
65

168

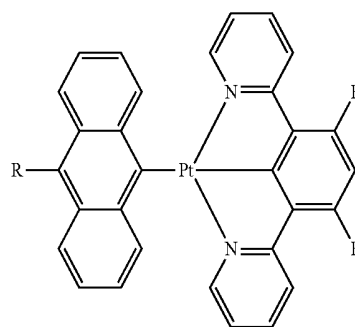
-continued



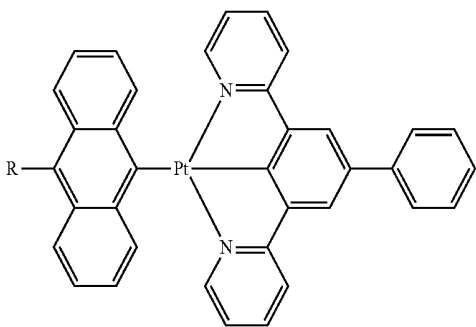
Compound 23G



Compound 24G

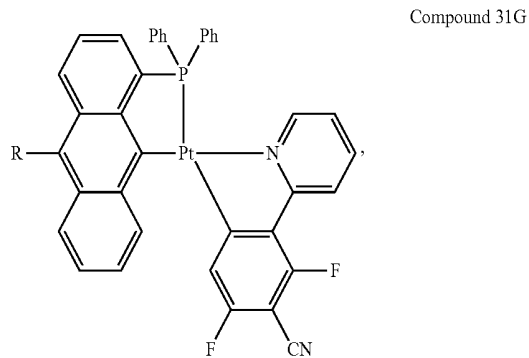
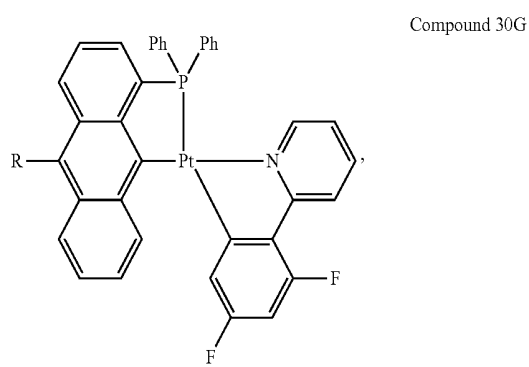
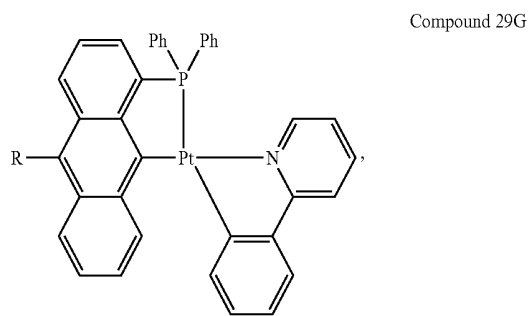
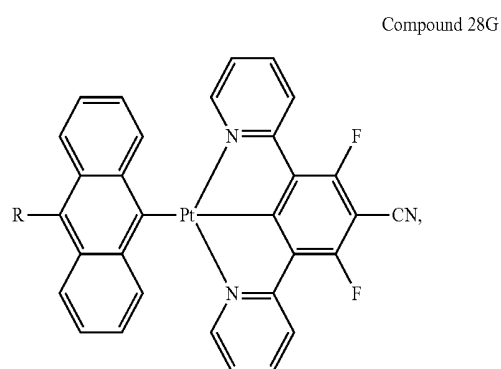
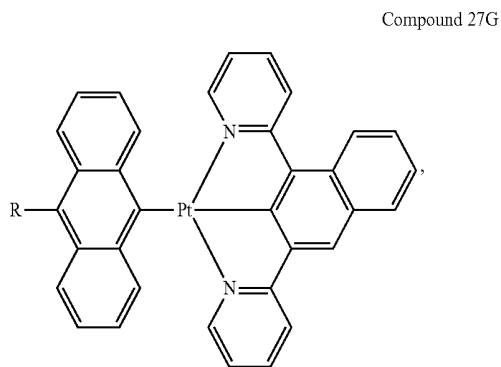


Compound 25G

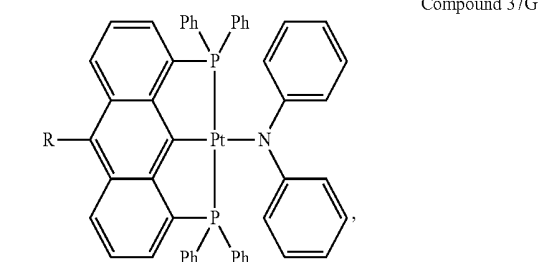
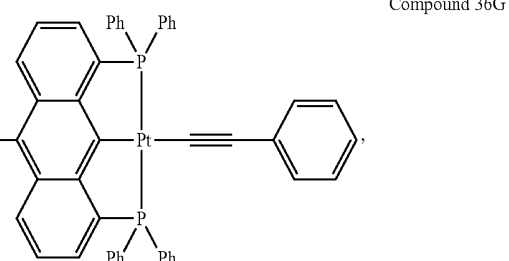
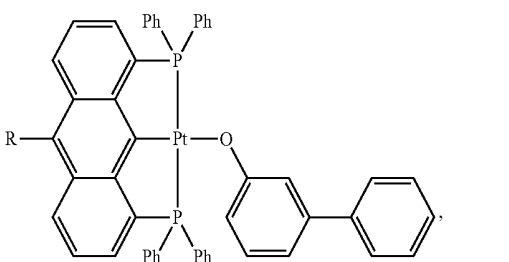
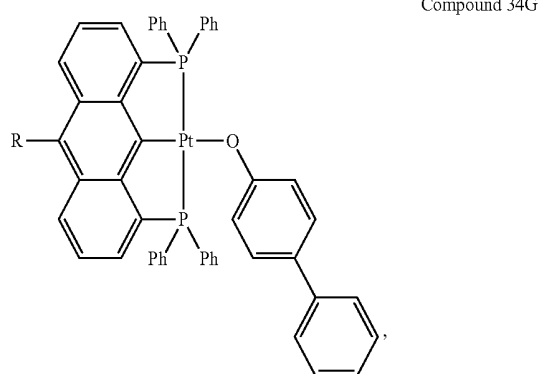
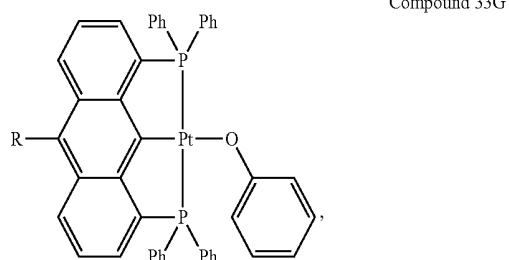
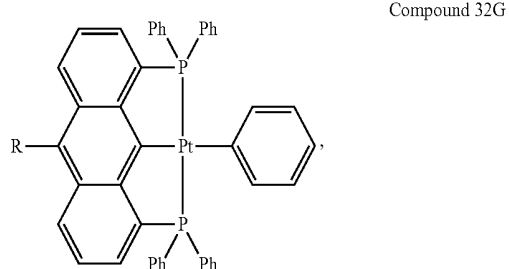


Compound 26G

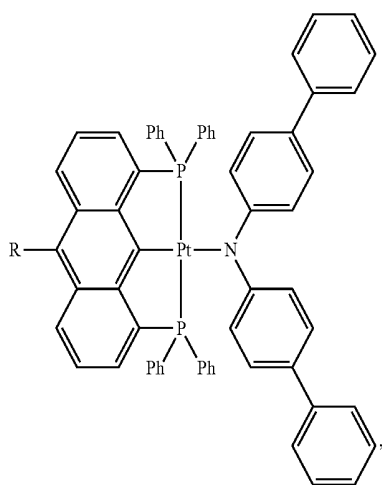
169
-continued



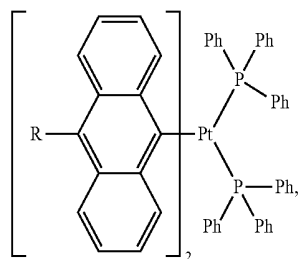
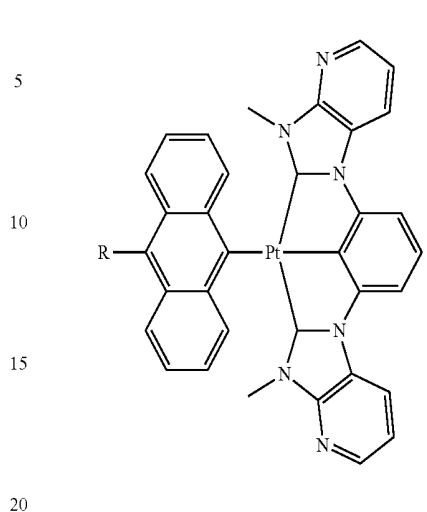
170
-continued



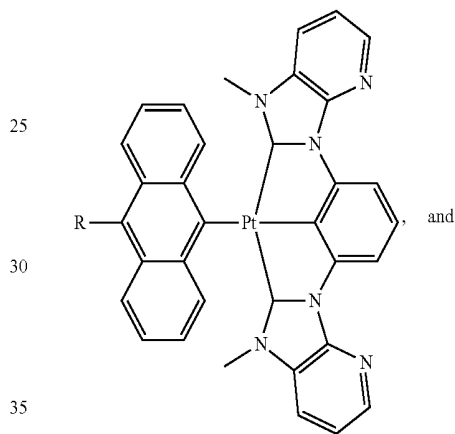
171
-continued



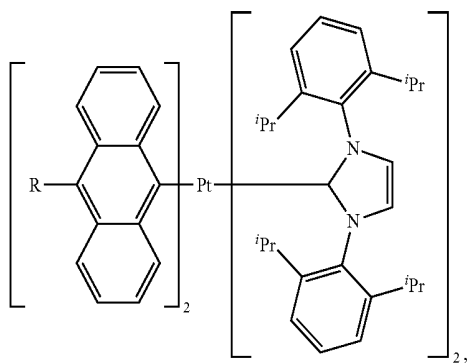
172
-continued



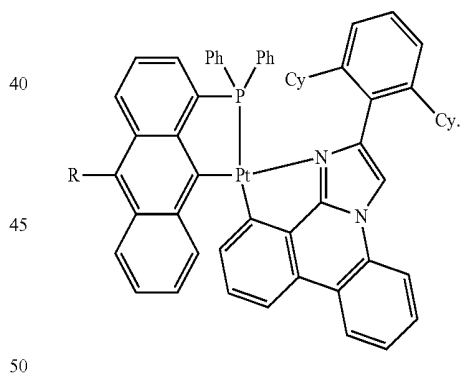
Compound 39G



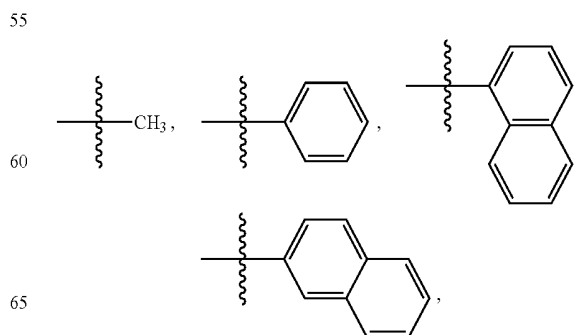
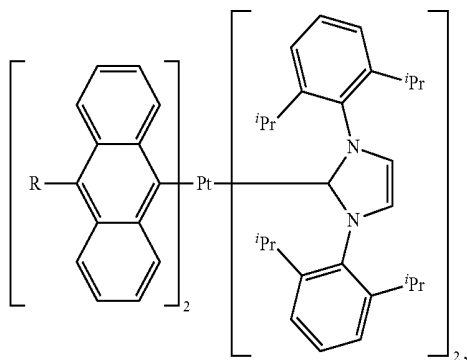
Compound 40G



Compound 54G

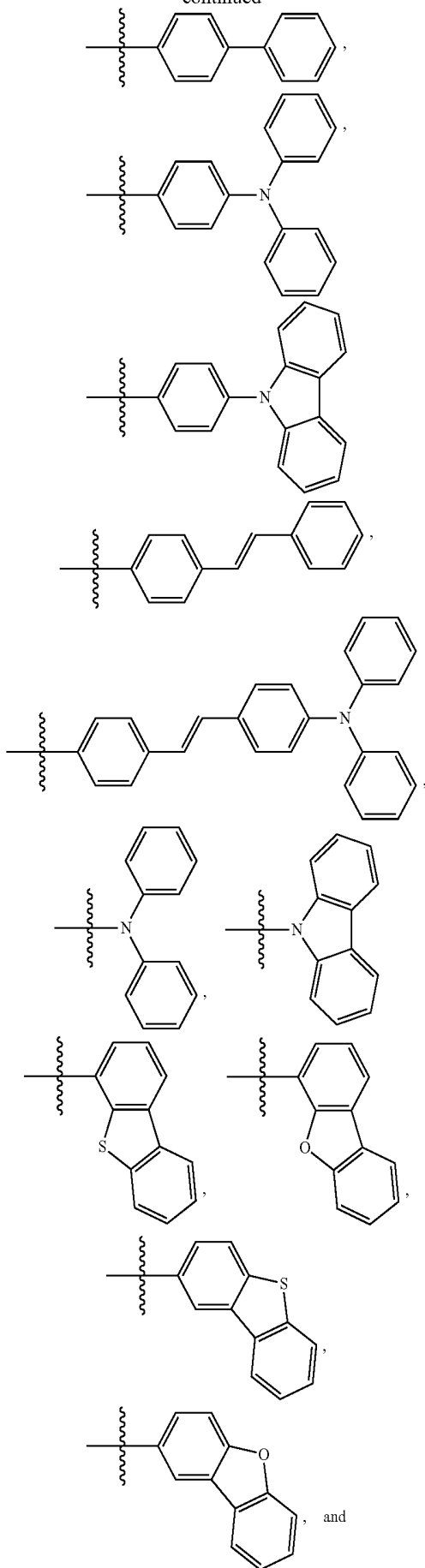


13. The compound of claim 12, wherein R is selected from the group consisting of:



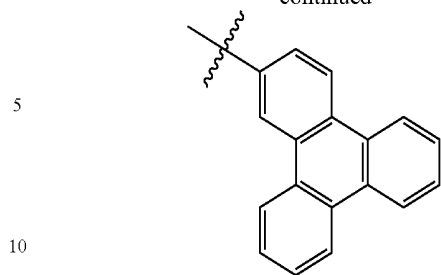
173

-continued



174

-continued

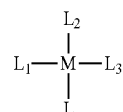


14. The compound of claim 1, wherein the compound has the formula:

15

Formula II

20



wherein L_1 , L_2 , and L_3 are different from L and independently C, N, O, Si, P, S, or Se coordinating ligands to the metal M .

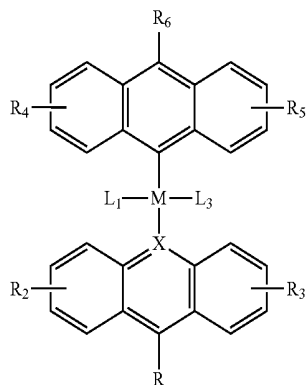
15. The compound of claim 14, wherein one of L_1 , L_2 , and L_3 is anthracenyl.

16. The compound of claim 14, the compound has the formula:

30

Formula III

35



40

45

wherein R_6 is selected from alkyl, alkenyl, alkynyl, amino, alkoxy, silyl, phosphino, mercaptyl, aryl or heteroaryl;

50

wherein R_4 and R_5 may represent mono, di, tri, or tetra substitutions;

55

wherein R_4 and R_5 are independently selected from the group consisting of hydrogen, alkyl, alkoxy, amino, alkenyl, alkynyl, aryl and heteroaryl.

17. The compound of claim 14, wherein any two of L , L_1 , L_2 , and L_3 are linked together to form a bidentate ligand.

18. The compound of claim 17, wherein at least one of the bidentate ligands forms a 5-member cyclometallating ring with M .

19. The compound of claim 14, wherein any three of L , L_1 , L_2 , and L_3 are linked together to form a tridentate ligand.

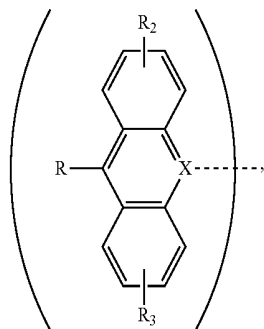
20. The compound of claim 19, wherein the tridentate ligand forms at least one 5-member cyclometallating ring with M .

21. A first device comprising an organic light emitting device, comprising:

65

175

an anode;
 a cathode; and
 an organic layer, disposed between the anode and the cathode, further comprising compound comprising a ligand L having the formula:



Formula I

wherein X is C;
 wherein R is selected from alkyl, alkenyl, alkynyl, amino, alkoxy, silyl, phosphino, mercaptyl, aryl or heteroaryl;
 wherein R₂ and R₃ may represent mono, di, tri, or tetra substitutions;
 wherein R₂ and R₃ are independently selected from the group consisting of hydrogen, alkyl, alkoxy, amino, alkenyl, alkynyl, aryl and heteroaryl;
 wherein the ligand L is coordinated to a metal M through coordinating atom X;
 wherein M is a transition metal; and
 wherein the ligand L is optionally linked to a second ligand, which is also coordinated to the metal M.

22. The first device of claim 21, wherein the metal M is four coordinate.

23. The first device of claim 21, wherein R₂ and R₃ are fused cyclic or heterocyclic rings.

24. The first device of claim 21, wherein the metal M is a 3rd row transition metal.

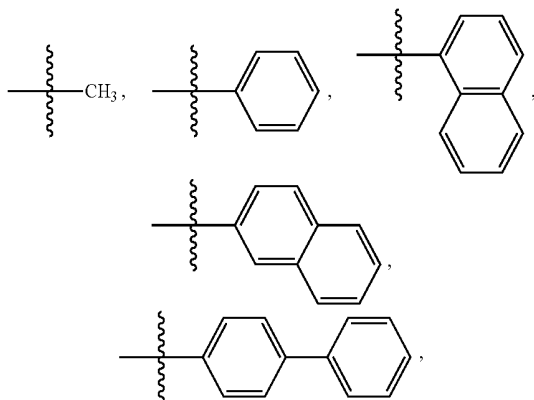
25. The first device of claim 21, wherein the metal M is Pt.

26. The first device of claim 21, wherein the compound is neutral.

27. The first device of claim 21, wherein the compound is charged.

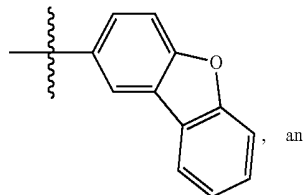
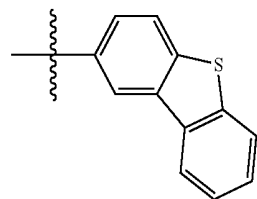
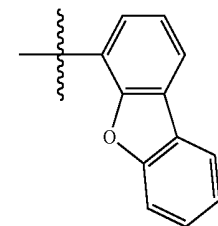
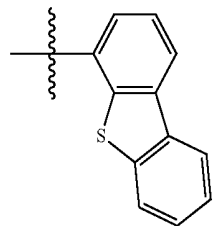
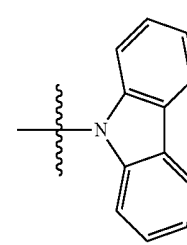
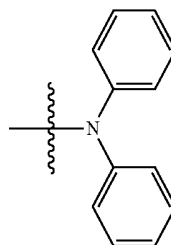
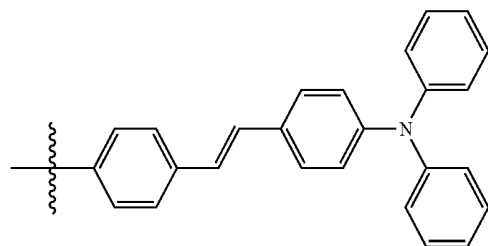
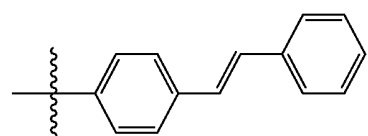
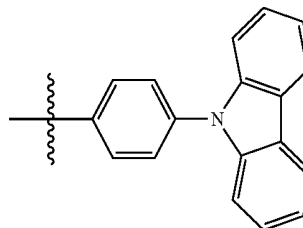
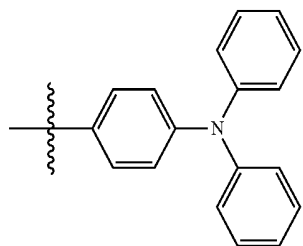
28. The first device of claim 21, wherein R is aryl or heteroaryl.

29. The first device of claim 21, wherein R is selected from the group consisting of:



176

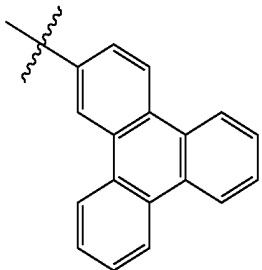
-continued



and

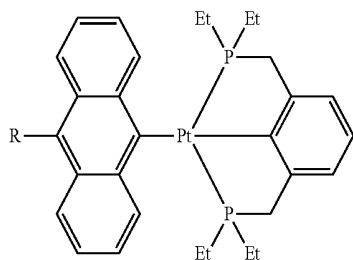
177

-continued



178

-continued



Compound 4G

5

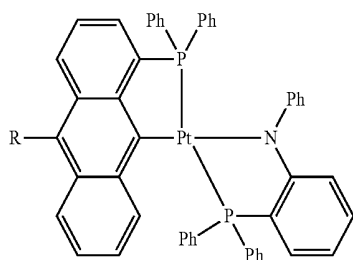
10

30. The first device of claim 21, wherein the organic layer is an emissive layer and the compound is an emissive dopant. 15

31. The first device of claim 21, wherein the device is a consumer product.

32. The first device of claim 21, wherein the device is an organic light emitting device. 20

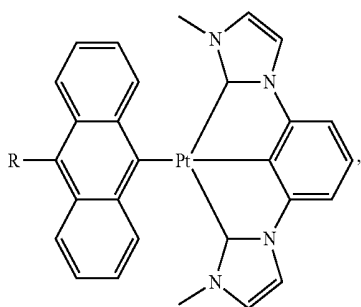
33. The first device of claim 21, wherein the compound is selected from the group consisting of:



Compound 5G

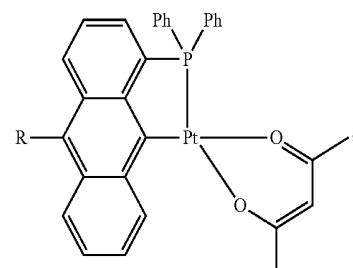
25

Compound 1G



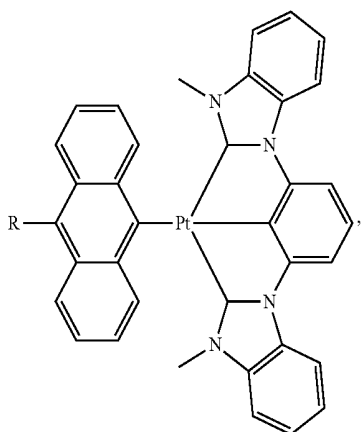
30

35



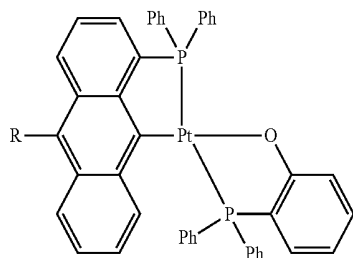
Compound 6G

Compound 2G



40

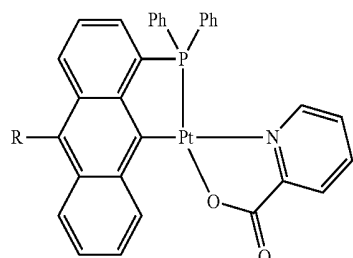
45



Compound 7G

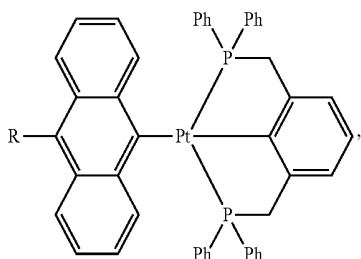
50

55



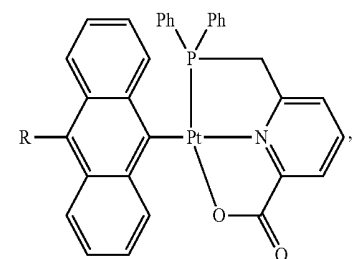
Compound 8G

Compound 3G



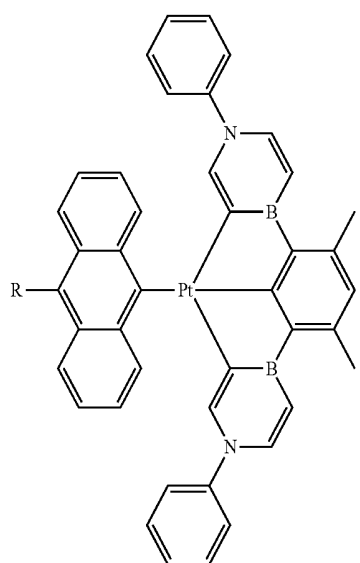
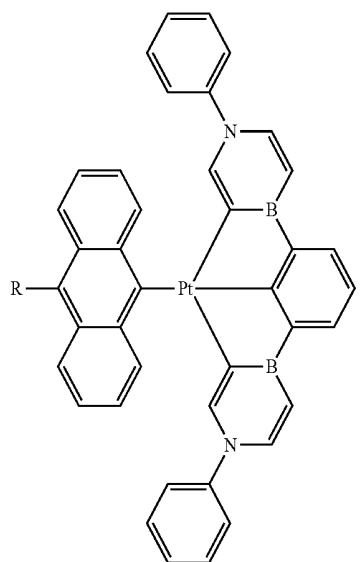
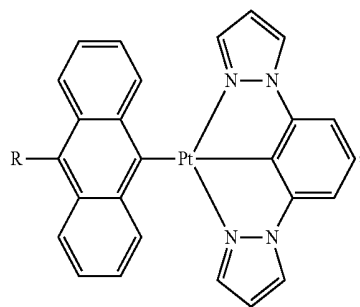
60

65



Compound 9G

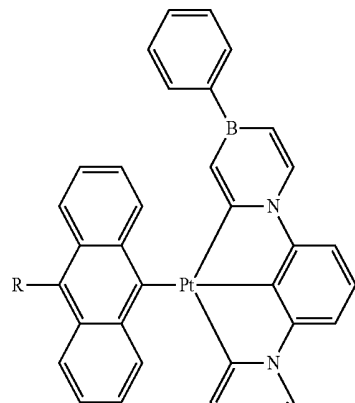
179
-continued



180
-continued

Compound 10G

5



10

15

Compound 11G

20



25

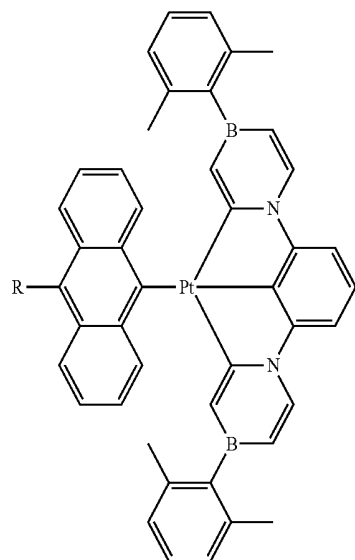
30

35

40

Compound 12G

45

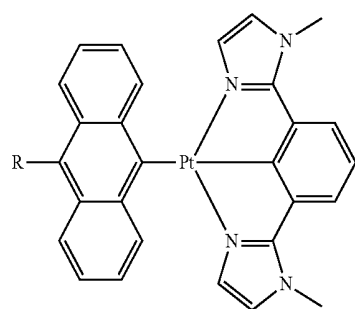


50

55

60

65

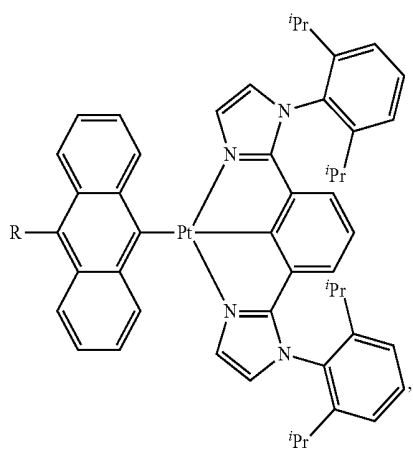
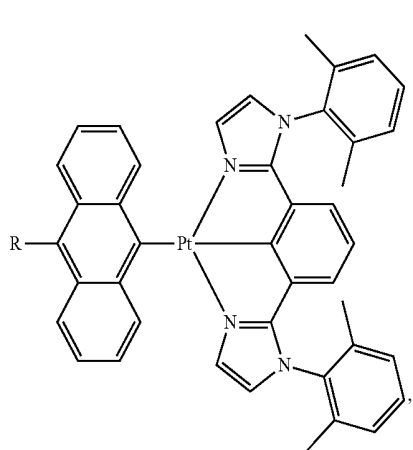
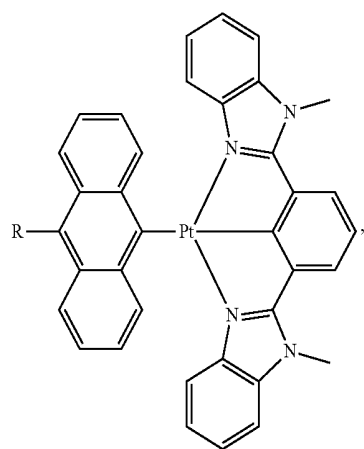
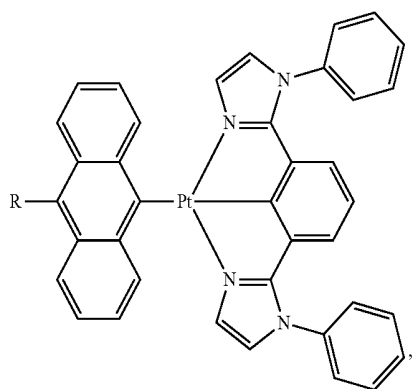


Compound 13G

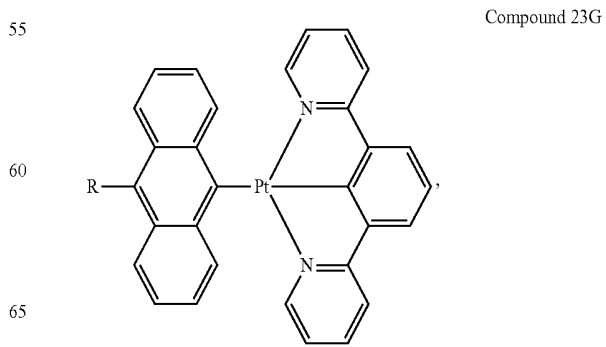
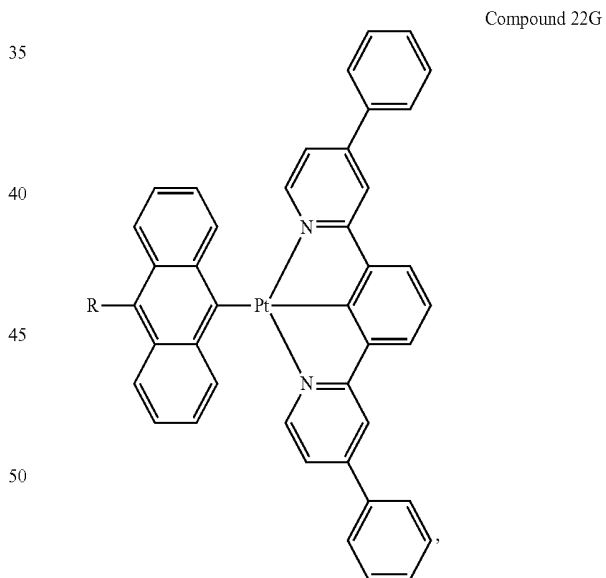
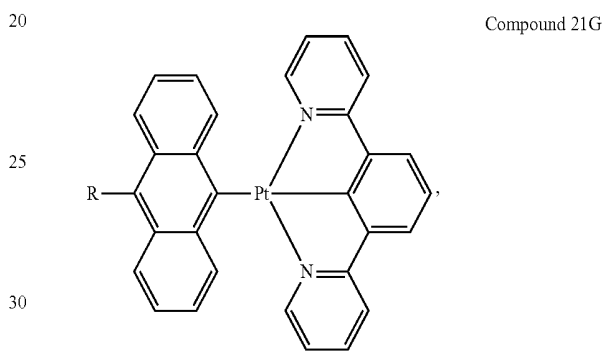
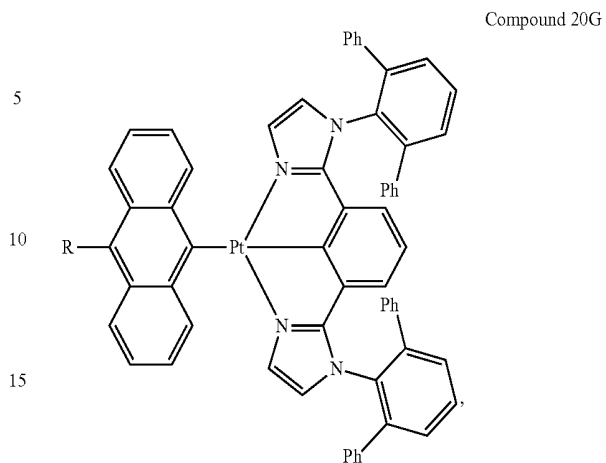
Compound 14G

Compound 15G

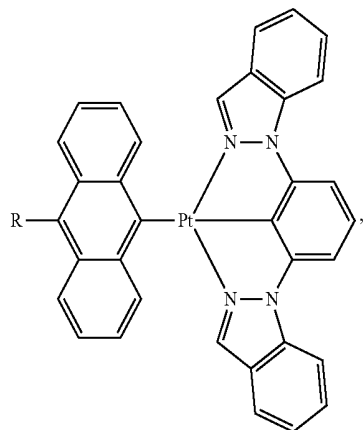
181
-continued



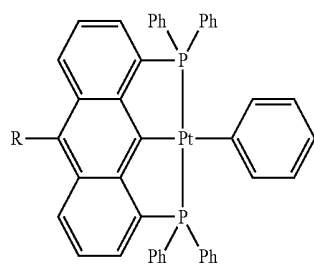
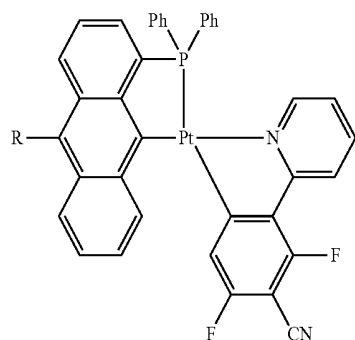
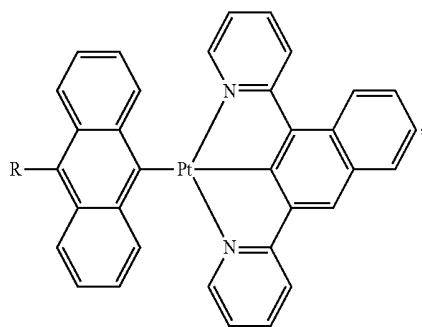
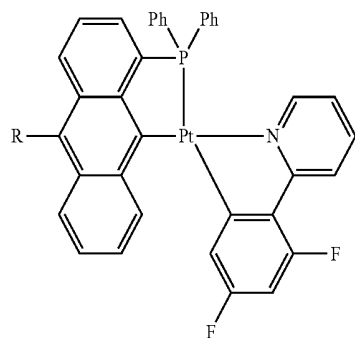
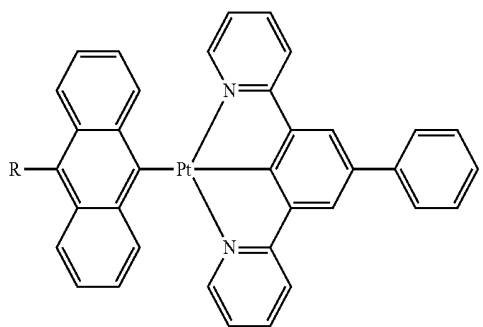
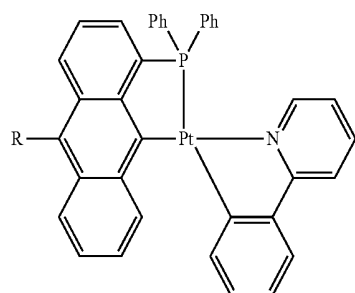
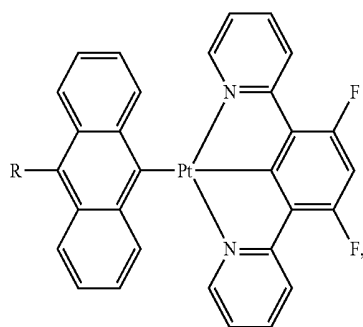
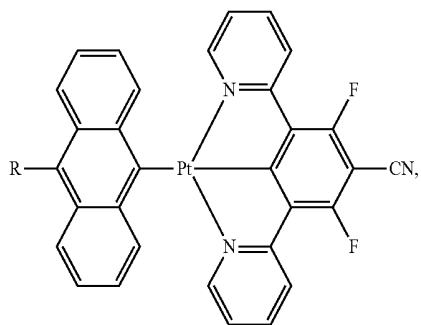
182
-continued



183
-continued

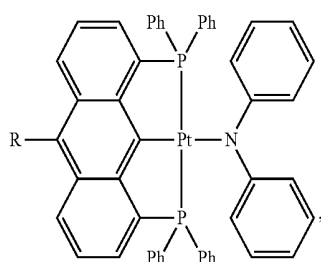
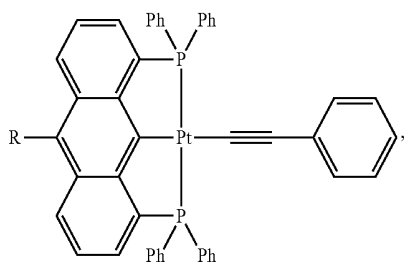
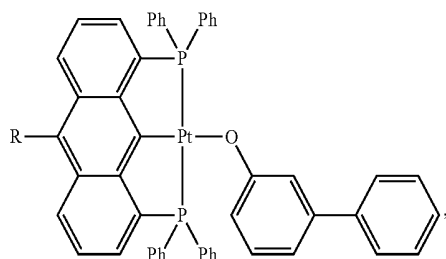
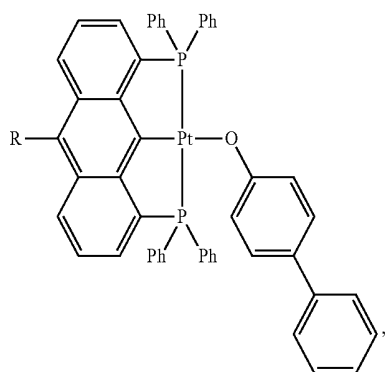
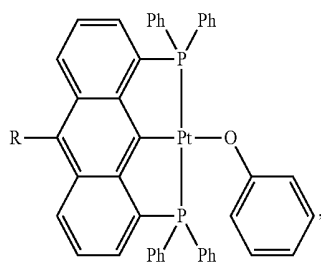


184
-continued



185

-continued

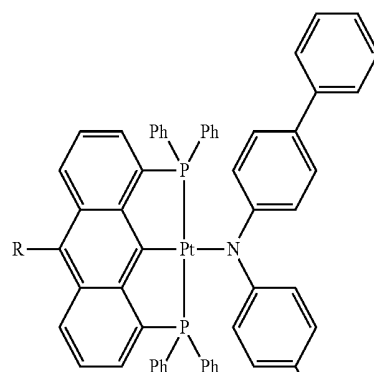


186

-continued

Compound 33G

5



Compound 38G

Compound 34G

15

20

Compound 35G

25

30

35

Compound 36G

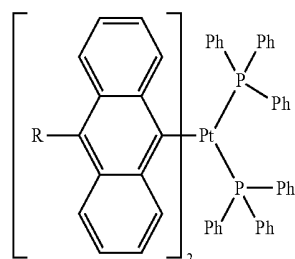
45

50

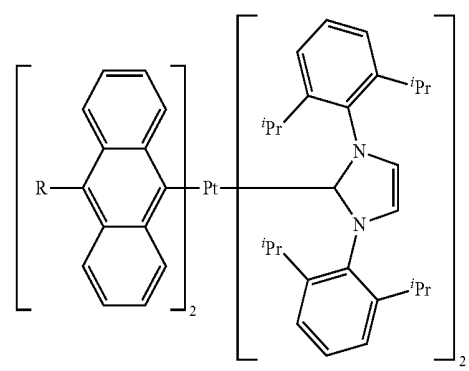
Compound 37G

60

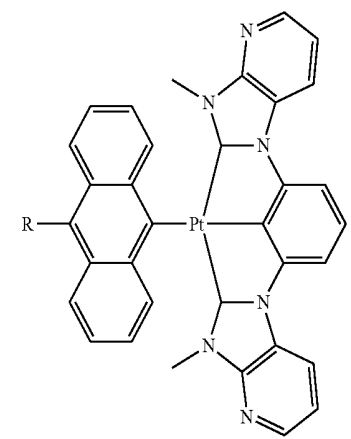
65



Compound 39G

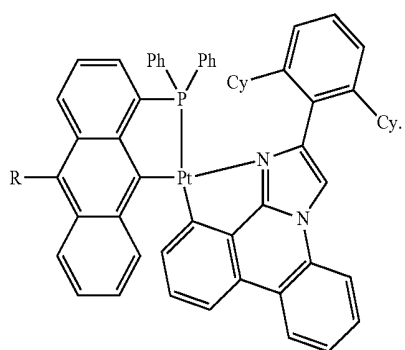
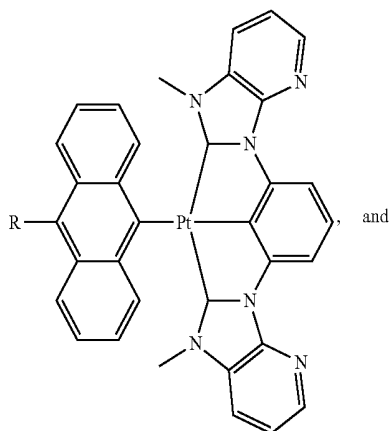


Compound 40G

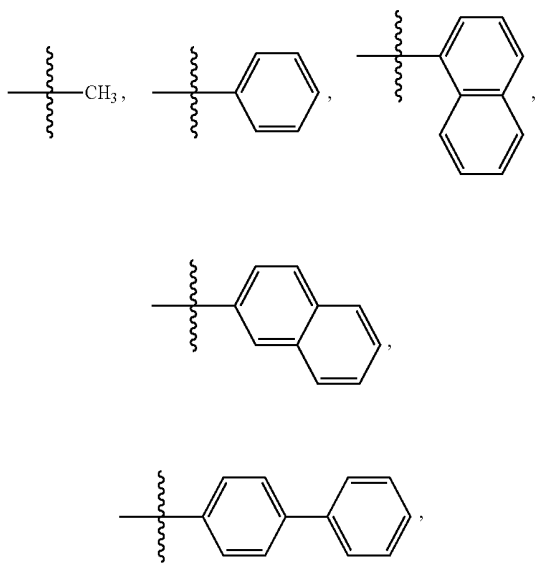


Compound 52G

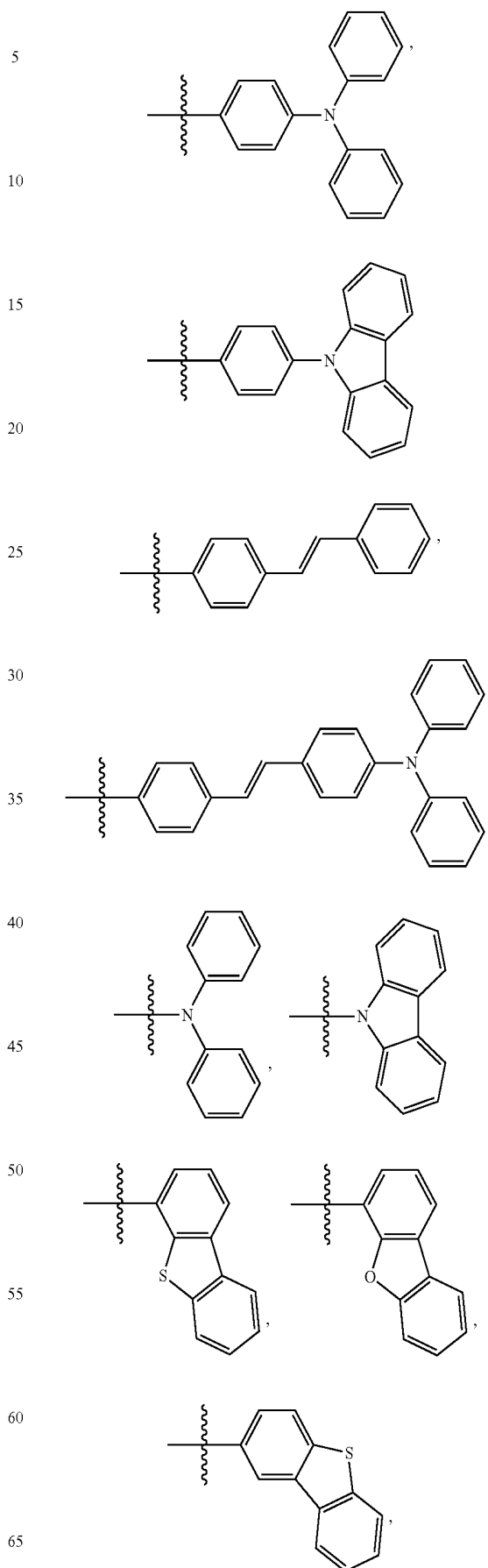
187
-continued



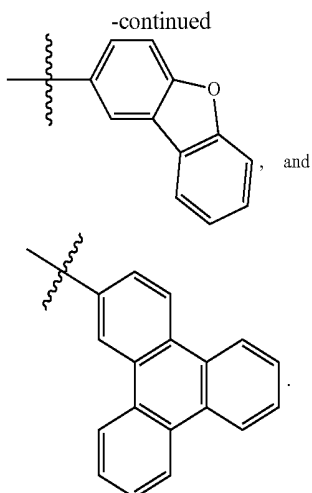
34. The first device of claim 33, wherein R is selected from the group consisting of:



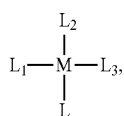
188
-continued



189



35. The first device of claim 21, wherein the compound has the formula:



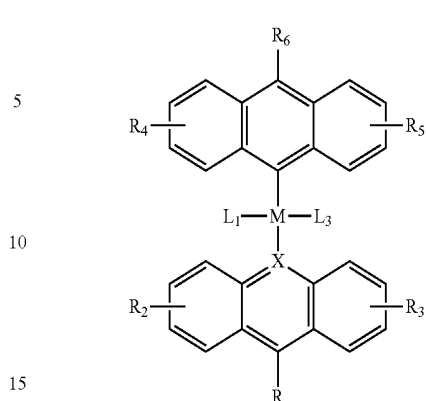
Formula II

wherein L_1 , L_2 , and L_3 are different from L and independently C, N, O, Si, P, S or Se coordinating ligands to the metal M.

36. The first device of claim 35, wherein one of L_1 , L_2 , and L_3 is anthracenyl.

37. The first device of claim 35, the compound has the formula:

190



Formula III

wherein R_6 is selected from alkyl, alkenyl, alkynyl, amino, alkoxy, silyl, phosphino, mercaptyl, aryl or heteroaryl;

wherein R_4 and R_5 may represent mono, di, tri, or tetra substitutions;

wherein R_4 and R_5 are independently selected from the group consisting of hydrogen, alkyl, alkoxy, amino, alkenyl, alkynyl, aryl and heteroaryl.

38. The first device of claim 35, wherein any two of L , L_1 , L_2 , and L_3 are linked together to form a bidentate ligand.

39. The first device of claim 38, wherein at least one of the bidentate ligands forms a 5-member cyclometallating ring with M.

40. The first device of claim 35, wherein any three of L , L_1 , L_2 , and L_3 are linked together to form a tridentate ligand.

41. The first device of claim 40, wherein the tridentate ligand forms at least one 5-member cyclometallating ring with M.

* * * * *

专利名称(译)	有机电致发光材料和器件		
公开(公告)号	US9543532	公开(公告)日	2017-01-10
申请号	US14/139211	申请日	2013-12-23
[标]申请(专利权)人(译)	环球展览公司		
申请(专利权)人(译)	通用显示器公司		
当前申请(专利权)人(译)	通用显示器公司		
[标]发明人	KWONG RAYMOND C		
发明人	KWONG, RAYMOND C.		
IPC分类号	H01L51/00 H05B33/14 C09K11/06 C07F15/00 C07F9/50 C07F1/08		
CPC分类号	H01L51/0087 C07F1/08 C07F9/5027 C07F15/0086 C07F15/0093 C09K11/06 H05B33/14 C09K2211/104 C09K2211/1011 C09K2211/1029 C09K2211/1044 C09K2211/185 H01L51/0052		
代理机构(译)	DUANE MORRIS LLP		
审查员(译)	LEE , DORIS		
优先权	61/397516 2010-06-11 US		
其他公开文献	US20140110698A1		
外部链接	Espacenet USPTO		

摘要(译)

提供了包含取代的萘或吡啶配体的新型有机化合物。特别地，该化合物包括在9和10位取代的萘配体。该化合物可用于有机发光器件中，以提供具有改进的效率和寿命的器件。特别地，这些化合物可特别有益于用于发蓝光的OLED。

